

---

Four Valleys Archive

Anthropology

---

1996

## PVN op 13 Osteological Analyses

Susan Moorehead

Jennifer Wendt

Follow this and additional works at: <https://digital.kenyon.edu/honduras>



Part of the Archaeological Anthropology Commons

---

### Recommended Citation

Moorehead, Susan and Wendt, Jennifer, "PVN op 13 Osteological Analyses" (1996). *Four Valleys Archive*. Paper 92946.

<https://digital.kenyon.edu/honduras/92946>

This Analysis Sheet is brought to you for free and open access by the Anthropology at Digital Kenyon: Research, Scholarship, and Creative Exchange. It has been accepted for inclusion in Four Valleys Archive by an authorized administrator of Digital Kenyon: Research, Scholarship, and Creative Exchange. For more information, please contact [noltj@kenyon.edu](mailto:noltj@kenyon.edu).

Kenyon College  
 NACO VALLEY ARCHAEOLOGICAL PROJECT  
 Burial Summary Form

Site: JS/13, 18, 19, 02, 32 Unit:                      Level:                      Date: 3/19/96  
 Burial ID # M-4A Excavator: #69

Burial Description

Single Individual:  Multiple Individuals:

Age: Young Adult (20-34.9 yrs) Sex: 2  
 0 = Undetermined sex  
 1 = Female  
 2 = Probable Female  
 3 = Ambiguous sex  
 4 = Probable male  
 5 = Male

- In utero-Neonate
- Infant (birth-2.9 yrs)
- Subadult (3-11.9 yrs)
- Adolescent (12-19.9 yrs)
- Young Adult (20-34.9 yrs)
- Middle Adult (35-50 yrs)
- Old Adult (50+ yrs)
- Adult (Adult age undetermined)
- Undetermined

Mean Age: 27 yrs

Preserved Remains: F Cranial F Post Cranial

Code: Complete (>75%)  
 PC (partially complete)  
 Fragmentary (<25%)  
 NP (not present)

Preservation Quality: P Cranial P Post Cranial

Code: G (good)  
 M (moderate)  
 P (poor)  
 NP (not present)

Burial Description Summary: (Pathology etc.)

10 grams longbone frags  
 collected for testing 3/27/96  
 R. Mand. C collected for poss.  
 testing 3/27/96

Kenyon College  
 NACO VALLEY ARCHAEOLOGICAL PROJECT  
 Burial Excavation Notes

Date of Excavation: 3-2-95, 3-7-95  
 Excavator: #69  
 Site: 135/19, 135/18, 135/17, 02, 32  
 Burial ID #: M-4A18  
 Unit: \_\_\_\_\_  
 Level: \_\_\_\_\_  
 Provenience: \_\_\_\_\_

Burial Orientation: \_\_\_\_\_  
 Field Age assessment: \_\_\_\_\_  
 Field Sex assessment: \_\_\_\_\_

Associated Funerary Remains: Artifacts found in lab with remains:  
 with 135/19 - 4 pieces of schist, 1 small piece of basaltic  
 with 135/18 - 1 small piece of basaltic, 3 small pottery shards (one  
 pebbles, 1 "yellow stone" flake w/ cortex, 3 small pottery shards (one  
 looks to be a handle frag. of a small vessel, another is a shard, the other looks  
 like it may be an ear spool frag.)

General Excavation Notes:  
 Three plastic bags.

First bag - small bag with paper label inside reading "P.V.N. 135/17  
 1 - "mixela" - contains a right mand. M2

Second bag - medium bag with green tag labeled "3-2-95 135/18  
 #69 BONE" - contains adult long bone fragments and  
 subadult long bone fragments - including an unclassified  
 maxillary M1

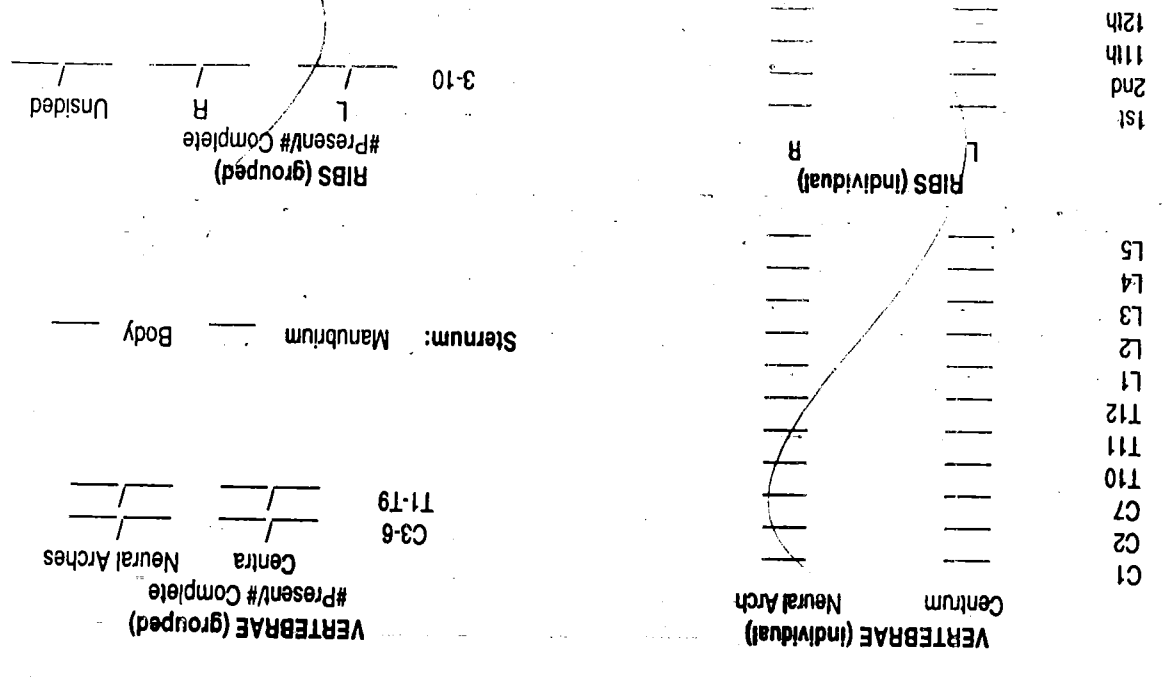
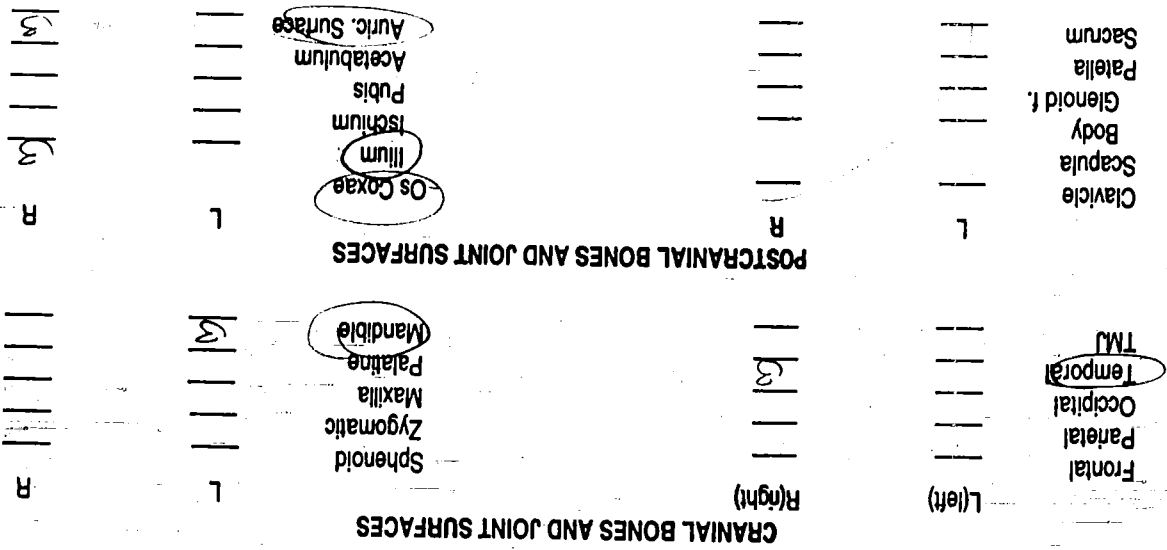
Third bag - medium bag with green tag labeled "3-7-95 135/19  
 #69 BONE TEETH" - contains adult long bone, tarsal, carpal  
 and immature frogs, as well as 4 adult teeth. One of  
 these teeth, a mandibular incisor, exhibits a heavy amount  
 of calculus on lingual side

Cyrosory examination indicates an MNI of 2 people  
 for this burial, one adult, one subadult. (sketch)

M-48 will be given to these individuals  
 elements can be separated, so a designation of M-4A and  
 3/27/96 - Two small, already processed frogs, one containing a phalanx and  
 a mandibular frag labeled "35/32" - the other containing a max I 2,  
 labeled 135/02

# INVENTORY RECORDING FORM FOR COMPLETE SKELETONS

Site Name/Number: 13512, 18, 19, 02, 327  
 Observer: J. Moorhead  
 Feature/Burial Number: 1  
 Burial/Skeleton Number: M-1A  
 Present Location of Collection: Colorado Parks & Land



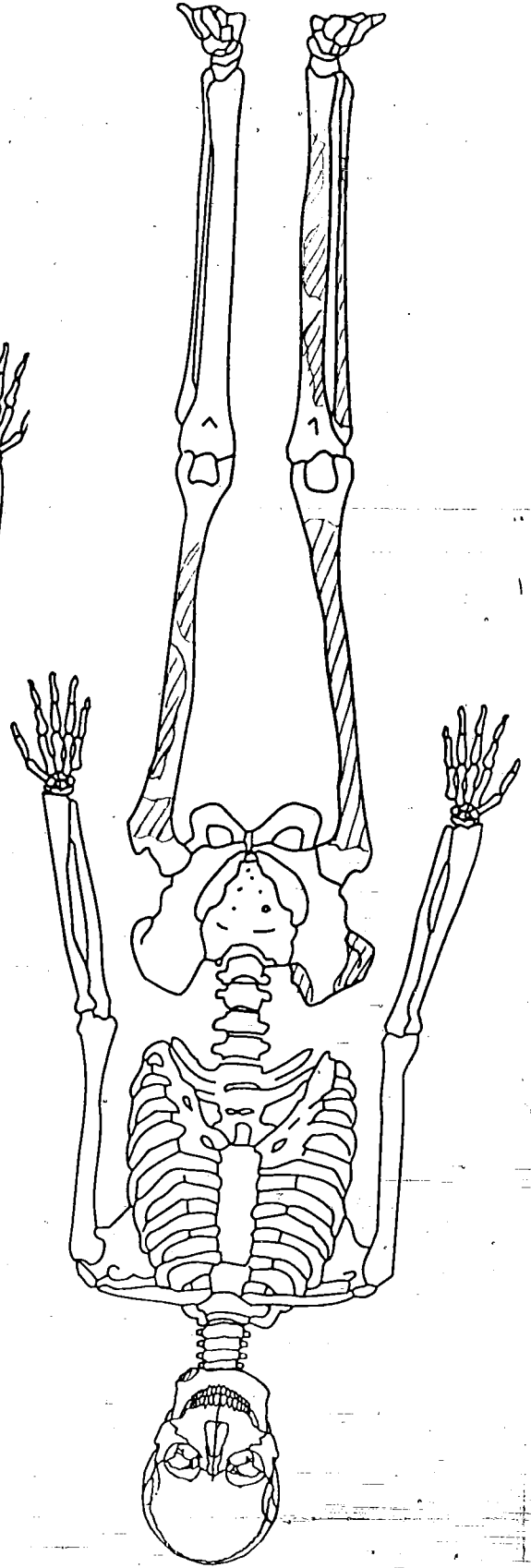
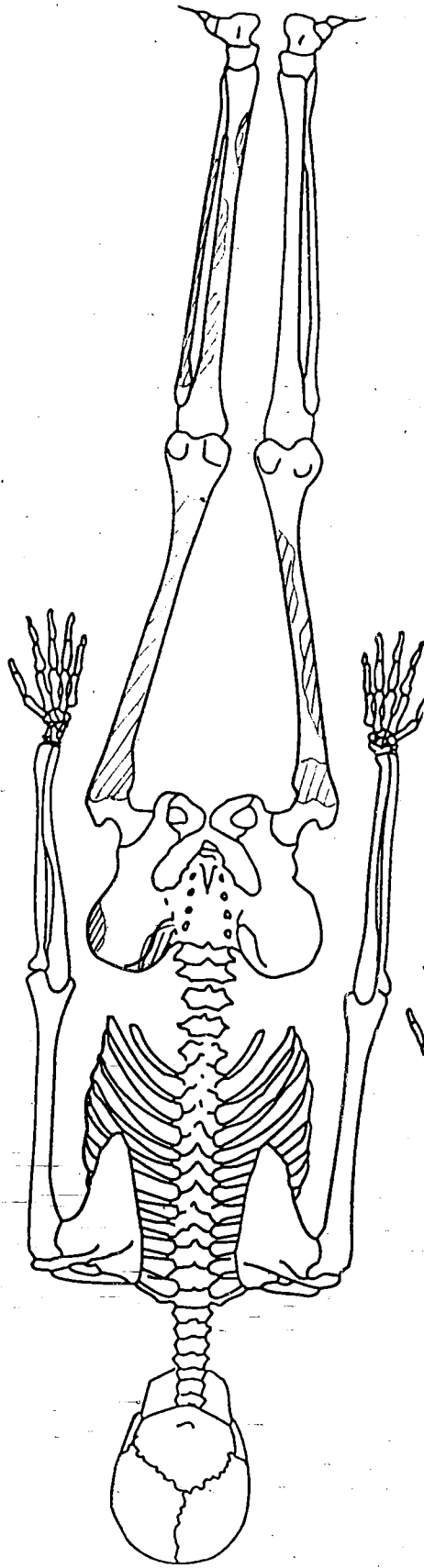
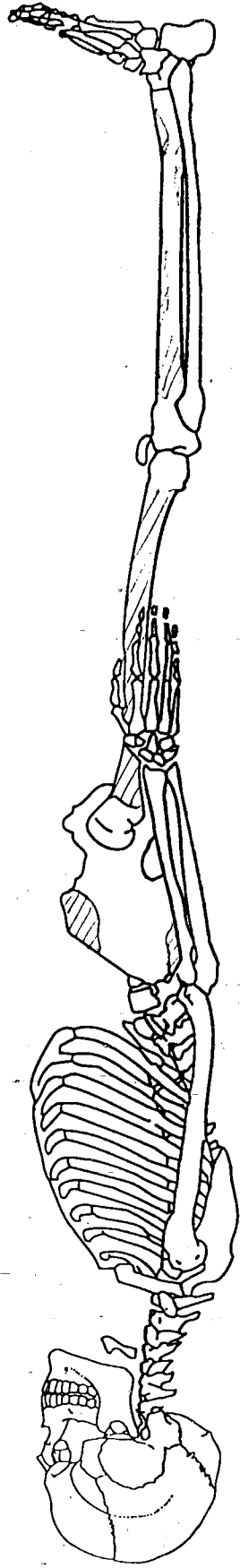
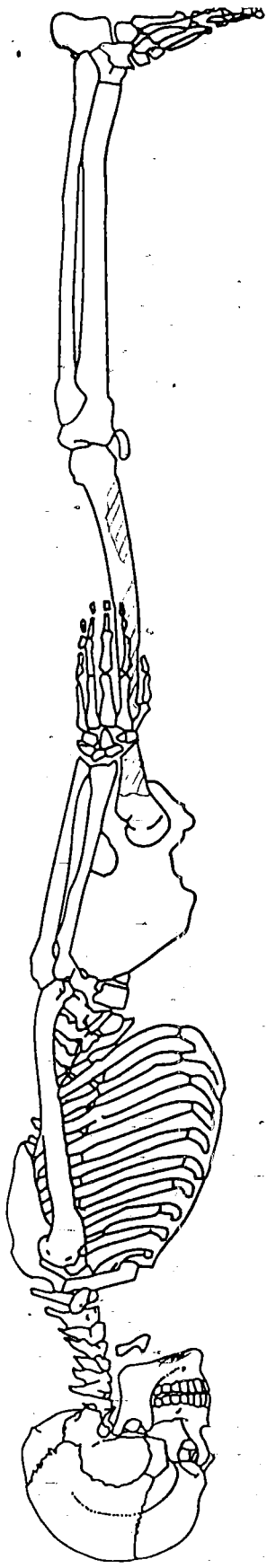
\* misc. unident. fragm. = 93g  
 129 long bone fragments = 100g  
 3 human teeth fragments = 10g  
 1 cranial fragment = 1g

Comments:

HAND (# Present/# Complete)		FOOT (# Present/# Complete)	
L	R	L	R
# Carpals	4/4	1/1	1/1
# Metacarpals	1/1	1/1	1/1
# Phalanges	1/1	1/1	1/1
Unsided	8/2	Unsided	1/1

Diaphysis	Proximal	Middle	Distal	Epiphysis
Left Humerus	1	1	1	1
Right Humerus	1	1	1	1
Left Radius	1	1	1	1
Right Radius	1	1	1	1
Left Ulna	1	1	1	1
Right Ulna	1	1	1	1
Left Femur	2	2	2	2
Right Femur	1	1	1	1
Left Tibia	2	2	2	2
Right Tibia	1	1	1	1
Left Fibula	2	2	2	2
Right Fibula	1	1	1	1
Left Talus	1	1	1	1
Right Talus	1	1	1	1
Left Calcaneus	1	1	1	1
Right Calcaneus	1	1	1	1

LONG BONES  
 Observer/Date: J. Moorhead  
 Series/Burial/Skeleton: 135/13/18/19 M-4A  
 02.32



02.32 M-4A  
Series/Burial/Skeleton 135/17, 18, 19  
Observer/Date 01/00/1996 3/19/96



Lined area for handwritten notes.

Handwritten notes: Dental Attrition is light to moderate. This most likely is caused by 428 yrs. Protrusive wear also - occur to 80 + years old.

Comments:

Estimated Age: Young Adult (20-35 years)  Middle Adult (35-50 years)  Old Adult (50+ years)

- External 1. Midlambdoid
2. Lambda
3. Obeilon
4. Anterior Sagittal
5. Bregma
6. Midcoronal
7. Pterion
8. Sphenofrontal
9. Inferior Sphenotemporal
10. Superior Sphenotemporal

- Palate 11. Incisive
12. Anterior Median Palatine
13. Posterior Median Palatine
14. Transverse Palatine
15. Sagittal
16. Left Lambdoid
17. Left Coronal

Vertical scale for measurements.

Suture Closure (blank = unobservable; 0 = open; 1 = minimal; 2 = significant; 3 = complete)

Pubic Symphysis Todd (1-10) Suchey-Brooks (1-6)

R L

Auricular Surface (1-8)

L R

AGE

Series/Burial/Skeleton 131/17, 18, 19, 102, 32
Observer/Date S. Moorhead 3/19/96



**DENTAL INVENTORY RECORDING FORM**  
**DEVELOPMENT, WEAR, AND PATHOLOGY: PERMANENT TEETH**

Site Name/Number 135/12, 18, 19 / 1 Observer J. Picot  
 Feature/Burial Number \_\_\_\_\_ / \_\_\_\_\_ Date 3/17/96  
 Burial/Skeleton Number M-21A / \_\_\_\_\_  
 Present Location of Collection Colonia Cortes, Honduras

Tooth presence and development: code 1-8. For teeth entered as "1" (present, but not in occlusion), record stage of crown/root formation under "Development." **Occlusal surface wear:** use left teeth, following Smith (1984) for anterior teeth (code 1-8) and Scott (1979) for molars (code 0-10). If marked (+) asymmetry is present, record both sides. Record each molar quadrant separately in the spaces provided (+) and the total for all four quadrants under "Total." **Caries:** code each carious lesion separately (1-7); **Abscesses:** code location (1-2). Calculus: code 0-3, 9. Note surface affected (buccal/labial or lingual).

Maxillary Right	1 M <sup>o</sup>	2 M <sup>o</sup>	3 M <sup>o</sup>	4 P <sup>r</sup>	5 P <sup>r</sup>	6 C	7 P <sup>r</sup>	8 I <sup>o</sup>	9 I <sup>o</sup>	Maxillary Left	10 P <sup>r</sup>	11 C	12 P <sup>r</sup>	13 P <sup>r</sup>	14 M <sup>o</sup>	15 M <sup>o</sup>	16 M <sup>o</sup>	Tooth Presence	Development	Wear/Total	Caries	Abscess	Calculus/Affected
	1 M <sup>o</sup>	2 M <sup>o</sup>	3 M <sup>o</sup>	4 P <sup>r</sup>	5 P <sup>r</sup>	6 C	7 P <sup>r</sup>	8 I <sup>o</sup>	9 I <sup>o</sup>	10 P <sup>r</sup>	11 C	12 P <sup>r</sup>	13 P <sup>r</sup>	14 M <sup>o</sup>	15 M <sup>o</sup>	16 M <sup>o</sup>							
										2					14	2							

lingual tubercle  
shove/shyrod

(L) Left (R) Right

Teeth	Location	Position	Location	Position
Supermerary Teeth:	Location (1-4)	Position between teeth	Location (1-4)	Position between teeth
MAX (L)	1	/	1	/
MAX (R)	1	/	1	/
MAND (L)	1	/	1	/
MAND (R)	1	/	1	/
Incisors	9.47	9.36	6.72	5.90
Canines	6.14	11.87	7.06	5.91
Pre-molars	9.23	8.18	9.45	8.06
Molars	6.74	6.97	6.97	6.97

Estimated dental age (juveniles only)

Teeth	Wear/Total	Development	Caries	Abscess	Calculus/Affected
Mandibular Left 17 M					
18 M					
19 M					
20 P					
21 P					
22 C	2	14	2		1 lingual
23 I	2	14	3		3 lingual
24 I					
Mandibular Right 25 I					
26 I					
27 C	2	14	3		3 lingual
28 P					
29 P					
30 M					
31 M	2	14	4/4		
32 M					

collected for  
Poss. Testing 3/27/96

Series/Burial/Skeleton 135/17.3.1 M-41  
Observer/Date R. D. ... 3/19/96