

2002

## PVC Op 41B/031 Osteological Analyses

Frances Black

Follow this and additional works at: <https://digital.kenyon.edu/honduras>



Part of the Archaeological Anthropology Commons

---

### Recommended Citation

Black, Frances, "PVC Op 41B/031 Osteological Analyses" (2002). *Four Valleys Archive*. Paper 92960.  
<https://digital.kenyon.edu/honduras/92960>

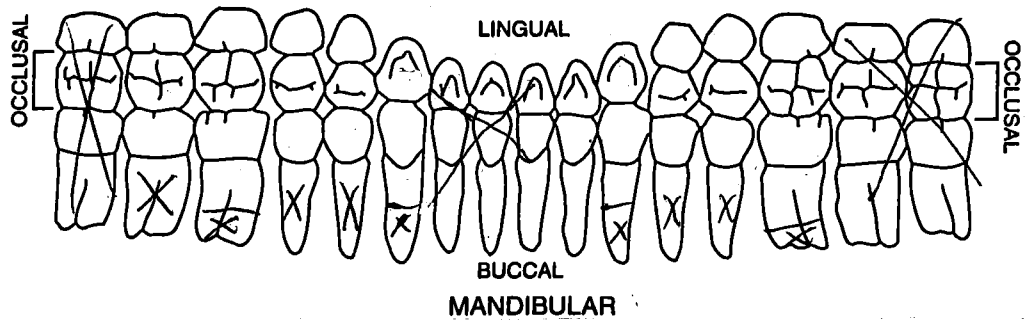
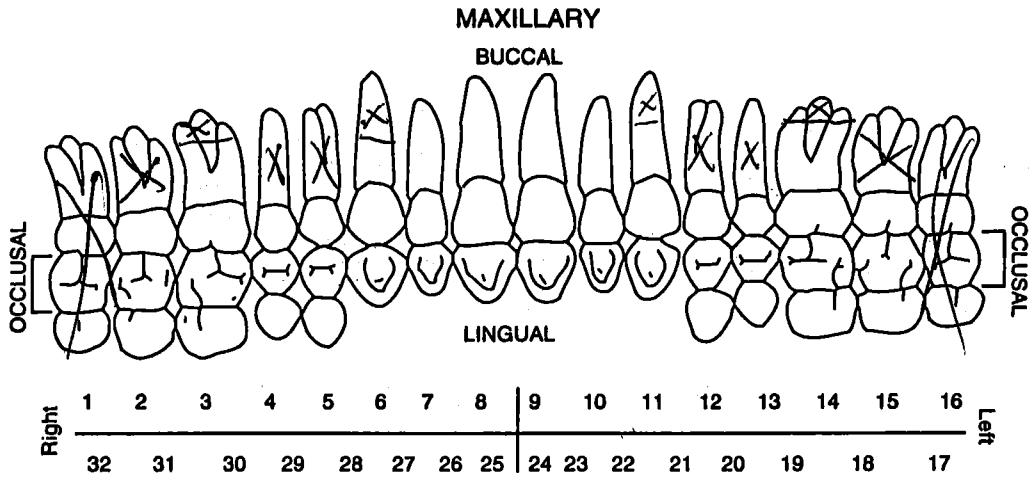
This Analysis Sheet is brought to you for free and open access by the Anthropology at Digital Kenyon: Research, Scholarship, and Creative Exchange. It has been accepted for inclusion in Four Valleys Archive by an authorized administrator of Digital Kenyon: Research, Scholarship, and Creative Exchange. For more information, please contact [noltj@kenyon.edu](mailto:noltj@kenyon.edu).

El Coyote 41B/031 Observer #9 19 July 2002

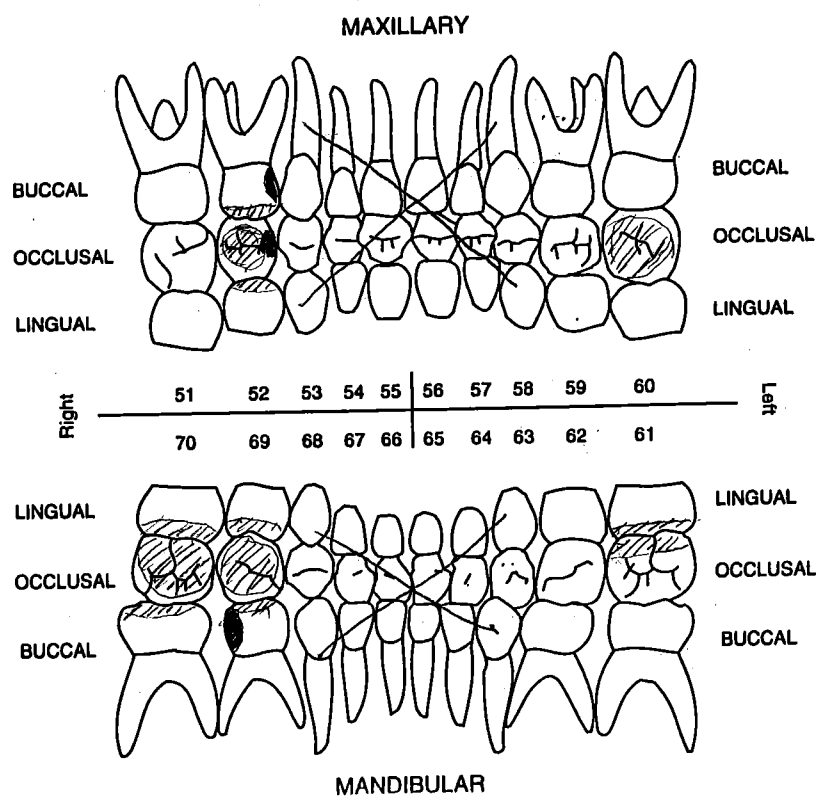
Although a few long bone fragments are present in this burial, none of them are large enough to be specifically identified. There are also several miscellaneous bone fragments that cannot be identified. However the teeth are in excellent shape. Both deciduous and permanent teeth are present, and several of the permanent teeth do not yet have fully formed roots. Based on the dental development, this individual was between 7 and 8 years old at the time of death. (See Dental Inventory form).

# DENTAL INVENTORY VISUAL RECORDING FORM: PERMANENT DENTITION

Site Name/Number El Coyote / \_\_\_\_\_ Observer 9  
 Feature/Burial Number 41B/031 / \_\_\_\_\_ Date 18 July 2002  
 Burial/Skeleton Number \_\_\_\_\_ / \_\_\_\_\_  
 Present Location of Collection \_\_\_\_\_



## DECIDUOUS DENTITION



X = Absent  
 ■ = Caries  
 ▨ = Wear