

Kenyon College

Digital Kenyon: Research, Scholarship, and Creative Exchange

Four Valleys Archive

Anthropology

1996

PVN-099-Delrendahl-Field Notes-1996

Kai Delrendahl
Kenyon College

Follow this and additional works at: <https://digital.kenyon.edu/honduras>



Part of the [Archaeological Anthropology Commons](#)

Recommended Citation

Delrendahl, Kai, "PVN-099-Delrendahl-Field Notes-1996" (1996). *Four Valleys Archive*. Paper 8483.
<https://digital.kenyon.edu/honduras/8483>

This Field Notes is brought to you for free and open access by the Anthropology at Digital Kenyon: Research, Scholarship, and Creative Exchange. It has been accepted for inclusion in Four Valleys Archive by an authorized administrator of Digital Kenyon: Research, Scholarship, and Creative Exchange. For more information, please contact noltj@kenyon.edu.

Datum was erected in the sixth unit, 10 cm south of the Carlos line, where the ^{base of excavation} ~~ground surface~~ is 40 cm ~~to~~ under the mound surface.

The line level was attached at 60 cm from ground surface.

Corner "Liana" / "Sandra" wall	above	47 cm
	below	74 cm

Corner "Liana" / "Jan" wall	above	46 cm
	below	58 cm

Corner "Jan" / "Hector" wall	above	38 cm
	below	68 cm

Corner "Hector" / "Sandra" wall	68 cm
	81 cm

"Tamman" line "east"	35 cm
	66 cm

"Tamman" line "west"	38 cm
	50 cm

"Conny" line "south"	53 cm
	63 cm

"Conny" line "north"	55 cm
	63 cm

"Carlos line south" west 24 cm
33 cm

"Carlos line ~~east~~ ^{south} east 28 cm
40 cm

"Carlos line east" south 55 cm
61 cm

"Carlos line east" north 43 cm
58 cm

"Doris line" south 53 cm
73 cm

"Doris line" north 45 cm
62 cm

"Ismael line" east 69 cm
82 cm

"Ismael line" west 55 cm
73 cm

"Kai wall" south 42 cm
(connects to Heinz wall) 76 cm

"Kai wall" north 54 cm
92 cm

"Heinz well" east

50 m

82 m

411 Sub op of

3/4/96

After cleaning the structure we put the trench on 352° , $8\text{ m} \times 1\text{ m}$.

There seems to be some damage or rodent intrusion at 3.25 SE of datum (1.30 m E of trench) and at 2.20 m on 170° S of datum (20 cm E of trench)

No findings on the surface, we started to work on the southern end in a $1\text{ m} \times 1\text{ m}$ unit down to 15 cm , 1.40 m S of what seems to be a line.

In that lot were a lot of stones (derumbe), but because we thought that we may hit a line which crosses the lot in 45° we went another $1 \times 1\text{ m}$ unit south and excavated down to 20 cm (now $9\text{ m} \times 1\text{ m}$)

No more stones + very few ceramics.

Later we went deeper in that unit, down to 30 cm , + found a little more ceramic and a piece of obsidian.

In the same time we also went one unit further north just to hit on stones right under the surface (not even 5 cm). No real visible line so far...

hot 1

0- 20 cm

sherds (4 pieces)

hot 2

0- 10 cm

sherds (poco)

hot 3

0- 5 (surface)

sherds

20 - 30 cm

sherds (quite a lot)

1 piece of obsidian

411 D

3/5 / 96

Today I had four workers. Two of them continued to excavate the 1st lot down to 40 cm. The other two were cleaning the fourth lot, where we expected to find a line at last.

At a depth of 30 cm we found some modern porcelain on the west side of that lot, inbetween the stones, + we also had another one of the same quality in the 1st unit, 5 cm under the surface.

We then excavated the backside of a wall in the fourth lot, and went down to the bottom of it.

In the 1st lot we went further down to 50 cm, and then started to move northwards on that level into the 2nd lot, where we found a nice little manó (12.5 cm long) and a fragment of a human figure.

At the same time, two workers started to excavate in the ninth unit on the north side of the trench, down to 20 cm.

Only one round sherd so far, but a lot of plastic at 30 cm depth.

H11 D

3/6/96

Today I was back to two workers. They continued to excavate the 2nd lot northwards towards the wall, at a depth of 50 cm.

Without finding anything except for sherds + little obsidian we went into the third lot, taking out the fallen stones carefully and filtering the earth through a screen (all yesterday + today).

First we cleaned ~~at~~ only the western half of the 3rd lot, west of something that looked like a line but turned out to be just "desombe" (fallen stones), so that we took all stones off.

Towards the end of the 3rd lot we finally found the frontside of the wall, w/ some of big stones at 60 cm depth, that apparently belong to the base of the wall. A lot of stones from the frontside, 35 cm → upwards were fallen off, so that this wall is at the bottom end about 75 cm thick and on

The surface only about 50 cm.

We cleaned the whole 3rd lot down to 60 cm.

After this done, we went to the northern end of the trench, where we yesterday excavated the ninth lot down to 30 cm. Today we started to dig into the eighth lot, looking for the northern wall, which I actually expect more in the seventh lot...

2nd lot

10 - 50 cm

a lot of fawn stones
sherds, little obsidian

3rd lot

5 - 60 cm

a lot of fawn stones
sherds, little obsidian
part of wall

4th lot

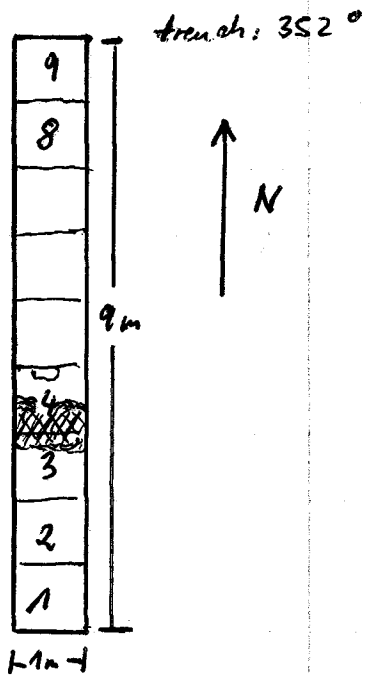
0 - 50 cm

better part of wall
sherds, little modern porcelain

9th lot

0 - 30 cm

little plastic in 30 cm depth



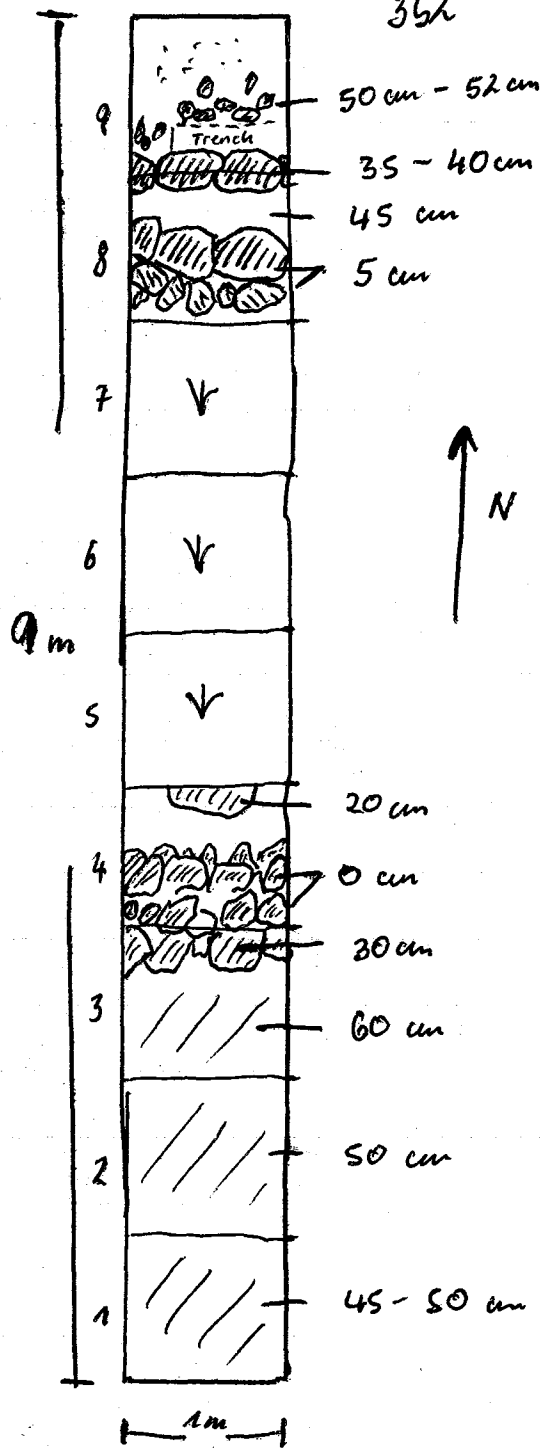
Today we started to dig into the 8th unit, moving southwards, searching for the western wall. We excavated to a depth of 30 cm, when, in the middle of the area unit, 1.42 m south of datum we came to a line which we uncovered to be the wall we were looking for.

We excavated deeper to get to its bottom and reached it at 45 cm.

North of the wall we discovered some huge flat stones at a depth of 35-40 cm which turned out to be another line or little step or something, that bottomed at 55 cm.

North to this line, already half in the ninth ~~8~~ unit, at a depth of 52 cm we found again a lot of little stones which might be a floor. So we excavated the whole ninth unit down to 50-52 cm. So far it is not clear, we got to clean it up tomorrow to see...

352°



Stone-surfaces

Measured from the mound surface

-- Piso

-- Contact line

-- Hector's wall

Unit 8

0-45 cm

big part of wall

sherds, 1 piece of obsidian
charcoal

-- Kiana wall

Unit 9

30-50 cm

Sherds, quite a lot of
obsidian, 1 piece of sheast

411 D 3/8/96

P-96-99-7

We cleaned the ninth unit down to what might be a floor of little stones. To see clearer, we will have to dig more to the east or west of the axial trench. But first I decided to excavate the 7th unit, to get an idea about the structure and to clean the inner side of the northern wall (now called Hector, while the southern wall is called Arona) which is obviously about 60-70 cm thick.

South of Hector we found another line of huge stones (85 cm south of Hector; 2.85 cm south of datum), facing directly north, now called Carlos line.

While one worker continued to excavate the seventh unit down to the bottom of the wall, the other started to clean the 1st 20 cm of the sixth unit, south of the line.

The bottom of the wall we finally found at 40 cm depth but we cleaned the 7th unit down to 50 cm. Shards and some pieces of obsidian.

4 M D

3/11/96

P-96-99-8

Today I had three workers. We continued to excavate the 6th unit and also started the 5th, to finish the trench.

In the 5th unit, we excavated the huge stone and reached something that looked like another line or possibly an entry.

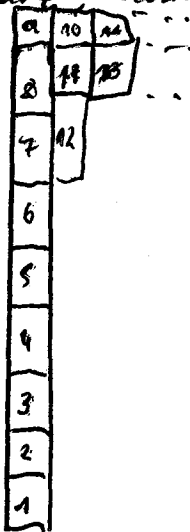
Nearly no sherds in unit 5+6

Beside we excavated also unit 4 down to 70 cm to get to the bottom of the southern wall (diana).

After reaching it, we started to take the detumbe from the south side of this wall but finally decided, that it all was just detumbe and took it all off down to the big stones which marked the base of the wall (30-43 cm).

Because I decided to draw the west side of the aerial trench, we will go on excavating laterally to the west, towards the other structures.

Two of the workers started then with unit 10 on the north end of the structure, down to what seems to be a piso in unit 9.



4 11 0

3 / 12 / 96

Today I had four workers. While I did the section profile with the help of one of 'em, two continued to excavate unit 10 down to what seems to be a piso. The 4th worker started to excavate the Ismael line and the Hector wall in unit 11 down to 35-45 cm.

I started to draw the west side of the aerial trench on the south ~~wall~~ end towards the Liana wall.

The piso ends in the 10th unit, 24 cm east of datum.

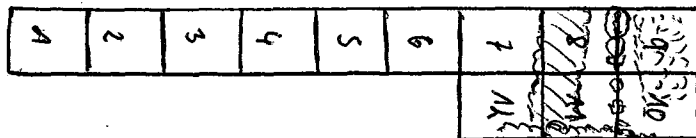
It also goes steadily away from the Ismael line (to 29 cm).

The 10th unit was excavated down to 60 cm.

The Ismael line shows a lot of interruptions in the 10th unit, which they excavated down to the level (35 cm).

The Hector wall heads on until it hits a lot of derrumbe, which lays in north-south direction in the last 27 cm of the east side of unit 11.

There is also derrumbe in the 12th unit which they excavated down to 20 cm. little shreds + only few observations in unit 10



by 11 0

3/13/96

Today I started w/ two workers. We continued to excavate the 12th unit further down (20-40 cm) along the inner side of the Hector wall.

When we reached the derrumbe, we stopped and started to excavate the 13th unit to clean the derrumbe and may be find the edge to the eastern wall.

So far it is quite hard to define, it seems even, that there might be an entry in Hector's wall in the 12th unit, at 1.75 m east of the west side of the actual trench, covered w/ lots of derrumbe, but we decided to leave it until we see clearer.

At ~ 11 am. we were joined by Johns workers, so that I had four workers for the rest of the day.

While Don Hector + Don Ismael continued to clean the 13th unit, the other two started to excavate the 14th unit along the Carlos line.

After taking out quite a lot of derrumbe, it seems, that the Ismael line continues into the 13th unit, as well as Hector's wall and Carlos line (into the 14th unit).

We excavated the 13th unit down to 25-30 cm when we hit a lot of flat stones which might be a piso or derrumbe. To see clearer we decided to clean also the 1st 30 cm

of the 15th unit to see if the stones continue. The Carlos line seems to end at the finish of the 14th ^{unit}, but to be sure, we started to excavate the 16th unit down to 15 cm until we may reach tomorrow the level of the 14th (40cm).

		45	50						
	38	34	9	10	15				
16x16 41	40	35	8	11	13	24	25		
55	33	28	7	12	17	19	23		
58	54	15x1	6	14	16	18	22	56	
		44	5	36	32	31	48		
53	57 15x 1m	51	4	27	30	29	46		
47	39	37	3	20	21	25	43	52	
					05x1	1.5x1	1.5x1		
			2				1.5 x 1m	42	49
			1						

19, to follow the line as well as the huge stones which might be the eastern wall.

Shards in all units, only one piece of obsidian in the 16th unit.

3/15/96

Today I had six workers. Four continued to excavate in Unit 18+19 and then started to excavate down in Unit 22+23, where we probably reached the outside of the eastern wall.

The other two workers (from John's site) excavated unit 20 along the outside of Diana wall, which is now much better preserved than in unit 3.

In Unit 18+19 / 22+23 there's a lot of detritus and it's hard to define the continuity of Hector wall or an edge or something. Therefore I went another meter back into unit 24 (see page 11) to follow the sort of piso of Unit 13 and the outside of Hector wall. After digging down in Unit 20 to the bottom of the wall we went on into Unit 21 which we extended to 1.50m x 1m to get further along the outside of Diana wall, which was getting close to 1m. Later we realized that the wall is still going on and we measured another 1.50 x 1m to the east (Unit 25)

After one of the workers left 'cause of illness
I asked the workers from Unit 22 to help out
at Unit 25.

In Unit 24, on the outside of Hector's wall, we
suddenly found a lot of ceramics at a depth
of 30 cm.

411 D/

3/18/96

Today I had eight workers. Two continued to excavate
deeper into unit 25 along the outside of Diana
wall (to 4.00 cm). In a depth of ~ 23 cm they
found a lot of ceramics and Sajarregue (on the
south-east corner)

Two other workers started to excavate unit 26 along
the outside of Hector wall (see page 11) towards the
corner, while two others started to excavate unit 27
along the inner side of Diana wall

The last two workers first cleaned the mound surface
west of the axial trench and then started to dig into
unit 28 (1.5 m x 1 m) along the Carlos line, while
I was drawing the soil changes.

By excavating unit 25 we found another wall on the

east side of the unit, apparently outside of the main structure.

but before excavating this, I wanted the workers to go on towards the north, following the eastern wall up into unit 29, where we found a really nice line, so that we took off quite a lot of detritus to uncover the true eastern wall.

The workers from unit 27 (shards + 1 piece of obsidian) moved into unit 30 (to the east), after digging down to 70 cm.

For there was still no real line or wall or something to see under the tumble of unit 26, the two workers went to unit 31 to help excavate the eastern wall in its full length.

HAM D

3/19/96

Today I had six workers. Two continued to excavate the 29th unit down to the bottom of the eastern wall. The next two started to dig unit 32 along the inner side of the eastern wall.

The last two started to excavate in unit 33 along the Carlos wall, where we hit a lot of derrumbe right under the mounds surface. That's why we moved two units back to the north, to excavate first down to the piso (the continuing of unit 9) and then second to move southwards towards Ismael line + Hector wall (Unit 34 + 35).

After reaching the bottom of the eastern wall and excavating down to 60 cm in unit 29 we went back into the $1\frac{1}{2} \times 1$ m unit 25 to follow the eastern wall to its south east edge. We excavated unit 25 also down to 60 cm.

The same we did on the inner side of the eastern (now Sandrita-) wall in the units 32 + 30.

After reaching the piso in unit 34 which is still going on to the west, we went one unit south into

P-96-99-17

the 35th to excavate along the Ismael line and the Hector wall.

later that day I got two more workers, so that I had now eight. The new ones started to clean the west side of the axial trench along unit 1-4 and then started to excavate unit 37 along the outside of liana wall. Like in the units east of it (2+3) we hit a lot of derrumbe right under the surface.

After cleaning unit 25 down to 60cm we went back to unit 31 to also excavate further down. A lot of shreds and some pieces of obsidian in all units.

411 D

3/20/96

Today I had eight workers. Two finished unit 35, where we found a mano right on the Hector wall, and then we started unit 38 to the west along the pizo and the Ismael line.

Two others continued to work in unit 37 along the south side of liana wall (lots of derrumbe and a glass bottle between the stones at a depth of 25cm.)

4110 D

3/21/96

Today I had 18 workers. Two in unit 28, two in 41, two in 39, two in 16, two in 19, two in 45 (after cleaning the mound surface), following the Piso to the north, two in 44, following the southern line to the west, and four workers on the newly discovered outside structure.

There, two are working in unit 43 (1.5x1m), along the westside, and two in unit 42 (1.5x1m), along the south side (both down to 55 cm, the bottom of the walls)

The workers from unit 19 moved on into unit 17, slowly along the Hector wall, taking out some detritus. The workers from unit 43 moved into unit 46 along the west side of the outside structure, digging it down to its bottom.

The workers from unit 39 moved along the Diana wall, direction west into unit 47.

After cleaning the outside of Hector wall, the two workers from unit 17 helped to clean the westside of the outside structure (called Kai) in unit 48.

The two workers from unit 16, moved back into unit 32 to excavate around the lime stripes we found yesterday.

The two workers from unit 45 went into unit 50 (0.5 x 1m) to dig it down to the piso-level.

After lunch some workers left, so that I had now only 14.

The two workers from unit 32, where we only found some lime stripes (~ 10cm), but not really a floor, moved into unit 28 to finish the work around there.

The workers from unit 42 continued in unit 49 along the southside of the outside structure (kiaz wall), which goes on under a fence and under a tree and seems to be quite big.

In unit 47 we found the southwest corner of Diana and Jan wall, and turned north to excavate the west (Jan) wall.

The same we did in unit 41 where it is not clearly visible, but we guess that we might have the northwest corner, so we turned south.

Two workers were still excavating in unit 44, where they found a lot of ceramic (one really nice tortuga like sherd)

In unit 43 we also started to excavate the inner side of the kai wall.

Today I had 14 workers. Two continued in unit 47 along the outside of the western wall (Jan). Two worked on the north western corner of the Hector wall in unit 41. Two started to dig along the inner side of Diana wall in unit 51. Two excavated along ~~the~~ the prison in unit 50, but after it became obvious, that the prison or whatever it is ends somehow in units 45 + 50, I asked the workers to move to unit 21 to excavate a little deeper around the corner of the Diana/Sandra wall (down to 50 cm).

Two excavated along the west wall (Kai) of the outside structure (unit 46) and the last two on its south wall (Heinz, unit 49) *

The corner of the Diana/Jan wall is clearly visible in unit 47, so the guys turned north to excavate along the west (out)side of the Jan wall.

The workers from unit 46 went further along the Kai wall in unit 56.

Along the Jan wall we were slowly working towards each other, the workers from unit 53 moved into unit 58 following the good visible wall, while the others in unit 41 still got to handle with a lot of derrumbe. (later went into unit 55)

The workers from unit 21 then moved back to the middle of the structure to clean the inner space. They worked

* + two worked in unit 54 along the inside of Jan wall

in unit 36 when they found another piece of bone, this time
a jaw (at 70 cm).

4 11 D

3/26/96

Today I had six workers.

Four continued to excavate along the outside of Jan wall
(unit 58), two were working along the inner side of Jan
wall in unit 54 + 57

The outside of the Jan wall got quite a lot of debris,
partly some really big stones, so we were taking all out,
following the wall towards the north and finally found the
real north west corner in unit 41.

later I got two more workers who started to clean the
Saudrita and the Kai wall.

After lunch, all workers finished their units and started
to clean the walls and lines so that by three o'clock p.m.

I finished the excavations.

4 11 D

3/28/96

After discovering that we excavated incorrect in unit 39 and
47 (the guys just followed the wall instead of going in a
right angle to the aerial bench), we took out a little
more (- 50 x 70 cm).

