

1990

## PVN-030-Yaeger-Field Notes-1990

Mary Yaeger  
*Kenyon College*

Follow this and additional works at: <https://digital.kenyon.edu/honduras>

 Part of the Archaeological Anthropology Commons

---

### Recommended Citation

Yaeger, Mary, "PVN-030-Yaeger-Field Notes-1990" (1990). *Four Valleys Archive*. Paper 7495.  
<https://digital.kenyon.edu/honduras/7495>

This Field Notes is brought to you for free and open access by the Anthropology at Digital Kenyon: Research, Scholarship, and Creative Exchange. It has been accepted for inclusion in Four Valleys Archive by an authorized administrator of Digital Kenyon: Research, Scholarship, and Creative Exchange. For more information, please contact [noltj@kenyon.edu](mailto:noltj@kenyon.edu).

19 H/1

P90-30-1

3.7(NS) X 1(EW)M

structure 60 W

64°

guys look experienced & careful  
(Felix & Gonzalo)

Glad I brought my poncho -  
it's pouring M!

hope we pay these guys well - I  
feel like the white oppressor just  
standing around while they do all  
the work - the whole reason I  
stayed away from business & now  
look at me!

wish I could do my cross-stitch  
instead of standing 'round doing  
nothing & looking like a slave driver -  
but guess that would be unprofessional

Colleen looks like Holly Hobby  
wandering the fields w/ her red  
braid & freckles & big straw hat.  
I want to go home!! Or at least  
dig in.

Finding a bag-full of sherds.  
Where'd they get that name "sherds?"  
Sounds like "shit" + "turds" = "sherds."  
I really want to blow this joint!!

19 I / 1

P90-30-2

1 X 5 M - 68°

very dry soil

the guys look like they're a bit  
rough - but what the hell do I know?  
Sr. Juan & Sr. Rojelio

those cows looked happy. Wonder  
what it's like to be a cow - just  
wander around all day, eat grass,  
hang. But no one would know or  
care if it's your birthday - you  
wouldn't even know your name - how  
does a cow perceive the world? We  
assume they don't really - but what  
if they do & it's completely different.  
Maybe cows have their own names  
we're not aware of.

bunch a dumb rocks - that's  
all we're finding - guess we'll  
have to move back 1 M

196

p90-30-3

4.4(NS) x 1.8(EW) M  
341° structure 62-S side

this is Neil's pit

19 F

P90-30-4

1 (EW) X 2 (NS) M

352° N side of E extension  
of structure 61

this is Neil's

19 I/2

P80-30-5

Juan Reyes has been replaced by Daniel. Daniel says he was sick & sent Juan in his place but now he's back for good. Juan looked really upset & confused - made me feel bad - maybe it's true. Daniel seems to have a grasp of what's going on - puts me at ease.

19 I/1 vent 40 cms bgs - they kept going deeper in an attempt to level off. We're now extending 1 x 1 m back in an effort to find the beginning of this wall. 8-20 bgs

We seem to have found the beginning - at last no stones

much of these sherds were <sup>1 piece</sup> ~~together~~ in the ground but broke when removed - I'm sure some of it could be glued together.

19I/3

(NE extension)

p90-30+

going another 20 cm bgs (20-40 cm)  
on extension  
obsidian  
sherds by the bundle! large ones  
2 bags

we've stopped at 30 cms bgs  
& will extend back (NE) 1X1 M.  
A lot of stone & sherds  
including carved brownware  
from Copan - sloping West  
pot leg, figurine of face & body part

19I/4

extension (NE) 1X1 M (0-20 cms)  
20 cm bgs  
1 bag sherds

19I/5

20-40 cms in extension  
sherds - 2 bags  
think we've spotted  
the wall

19I/6

40-60 cm bgs  
(2 bags) sherds galore, obsidian  
bayonet

19 I/6

~~19 I/6~~

continued

P90-30 - 97

(40-60) bgs

sherds, obsidian

stone floor?

broken bowl in SE corner

bag will be flagged w/ bowl

• E side wall to W side of trench is 85 cms

58 cms bgs

concentration of 5 red sherds

smashed on surface

10 cms W from E trench wall

4 cms N of S trench wall

or in SE corner in trench

53 cms E of front of wall (Victor)

clearing in front of wall.  
Wall's name is Victor

3M trench

1m's lot from 2.20 - 3.05 M

52 cms bgs

19 I/7

1x1M extension E 0-20 bgs

4.10 M trench - 3.05 to 4.10 m

sherds

19 I/8

20-40 bgs - same area

2 bags sherds, bajareque  
modelled incense stand,

yellow dust  
rock to  
show part



19I/9


R90-30-1

40-60 cms bgs same area  
for of Shards - 3 bgs  
obsidian

floor to be named Jenny  
Obsidian pieces

2 floors: Jenny (58 cms bgs)  
Electra (65 cms bgs)

Jenny extends to NW  
Electra " " ~~W~~ SE



19I/10

20-40 cms bgs  
2nd M (1x1 M) (W-E)  
purpose: to even out wall top  
2 bgs Shards

19H/2

P90-30-~~8~~9

another 20 cms bgs.  
a few sherds. We're leaving  
b/c of rain - halleyuya!

19H/3

Armando has replaced Felix. Dan Luis got his son the job & I think bumped Felix off - though they say he didn't understand the work (he did a great job & seemed to feel OK - who knows?) We're going down another 20 cms (40 - 60 bgs).

Small chunks of bajareque I tossed aside - kept large (found a corner piece). We've come across a lot of med. size rocks. Found some Magdalena? We're moving IXIM extension back. I'm saving a "river stone" - or so the ~~the~~ ~~the~~ ~~the~~ workers call it - might be of use.

Gonzalo spent 10 days in prison in Laredo, TX for crossing the border w/o papers - he was in San Antonio 20 days when they nabbed him - says they were real nice to him in prison, that's nice to know.

19H/4

we're extending 1x1M back (~~100~~)(SW) <sup>90-30</sup>  
\* going down 20cms bgs  
some obsidian  
ceramic w/ red paint

19H/5 2 bags of sherds / obsidian  
20-40 cms bgs

19H/6 40-60 cms bgs Shards

19H/7 1x1M extension (SW)  
0-20 cms bgs  
1 bg of sherds

19H/8 20cm - 40 cms in extension  
obsidian, bay'areque, Shards  
2 bgs

→ think this a walkway - will  
continue forward + will  
prove it by running into a wall.  
the stones are flat here  
(if we extend backward we run  
into Neil - at the same bgs  
he also has flat stones)

19H/9 \* 2nd M(F) of original p.t  
Shards, shell

19 H/9

11  
P90-3D-62

going another 20 cms bgs (40-60)  
we're removing rocks that look  
like they're tumble

magdalena(?) sherds

this trench goes from 3-4M & is  
60 cms bgs  
we're removing stones vertically  
in search of a wall  
sherds

19 H/10

1X1M extension (NE)


0-20 bgs

hardly any sherds

removed a lot of tumble  
rock

19 H/11

20-40 bgs same area  
wall? leaving what might  
be & removing rest to see  
snail, sherds, bajareque



seems to be  
slanting R - why?  
we're removing some  
there's a wall a little further up?

19 H/12

90-30-12

40-60 cm bgs same Area  
a definite wall - ~~Brazil~~  
Jamaica

2 walls - an original +  
a later one (extension)

(Cuba) Westernmost wall 3.80 M) from  
(Jamaica) Easternmost wall 4.50 M) West wall

19 H/13 extension 1X1 M E 0-20 bgs

[5.10-6.10 M] few sherds  
clear rubble  
(shakes / potato-like prints)

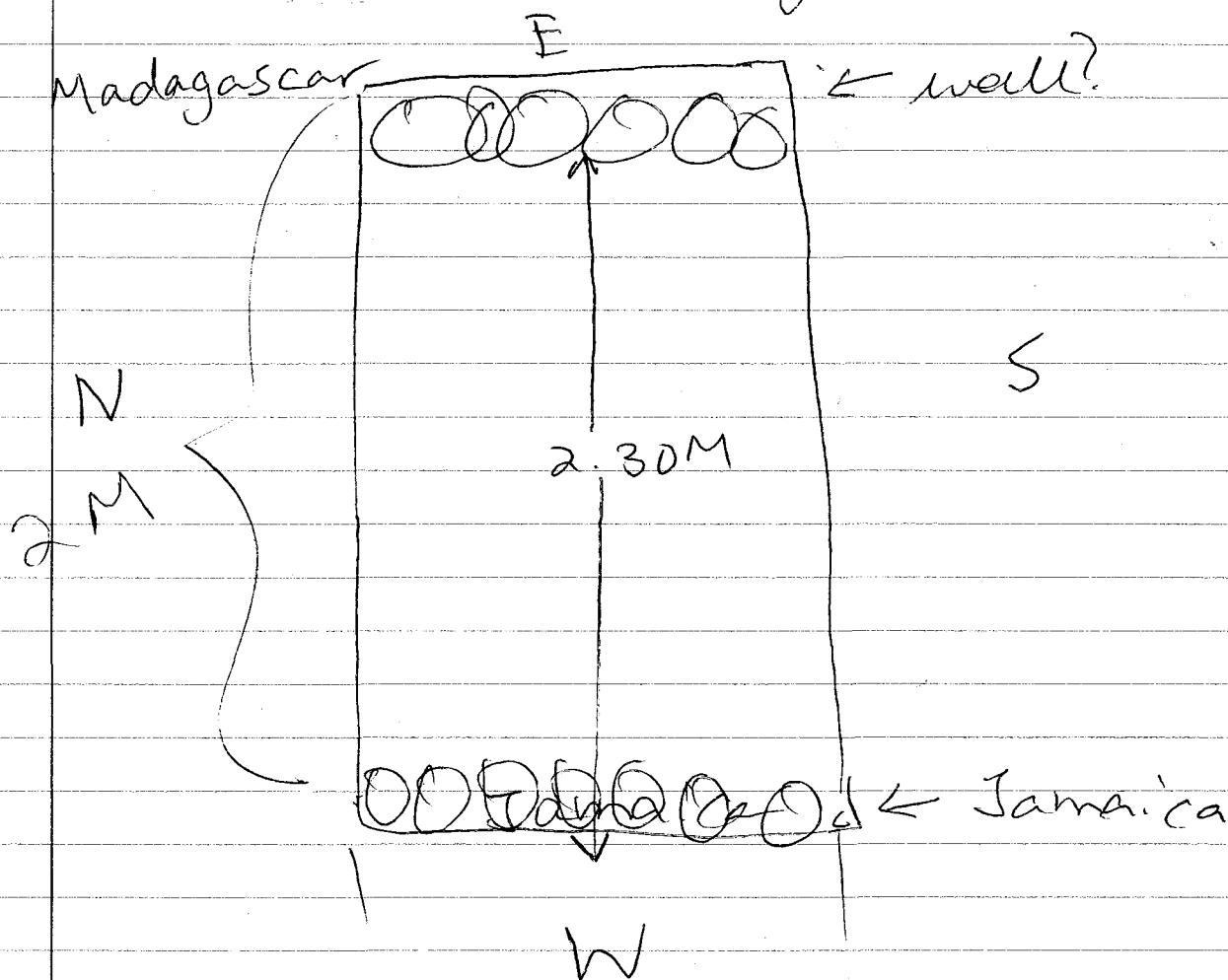
19 H/14 1X1 M E 0-20 bgs  
6.1-7.1 m EN

19H/15

P98-30-

clearing rocks in a 1x2M ~~excavation~~ (E)  
~~3.30M = 3.30M~~ from W trench wall  
5.1 - 7.1 M  
(on top of Lots 14 & 13)

20 - 44 cms bgs



2.30M from front of Madagascar  
to front of Jamaica

top of  
Madagascar is 14 cms bgs  
base of Madagascar is 43 cms bgs

1 bag sherds, obsidian!

19H/16

P90-30-

1X1M extension E . 0-20 bgs  
(7.1-8.54)

small flocks of caribou

sheds - 1 bag

I think Madagascar  
is 8 cms thick  
(E-W)

19H/17

~~same as 16 . 20-40 bgs  
7.80-8.3 (new lot)~~

1X1M extension E (8.4-9.4M)  
0-20 cms bgs

we've found another wall: Bahia

16 cms bgs on W side

cms bgs " E side

1.22M from front of Bahia to front  
of Madagascar

found behind  
Bay Island

→ complete rabbit head - figurine  
sheds, baguette

19H/18

1X1M extension E (9.4-10.4M)  
bone (vertebrae)

few sheds

0-20 cms bgs

2.6  
1.1  
1.5

19 H/22

90-30-13

1 X. 61 M (11.39-12 M E of W trench wall)  
sherds  
obsidian chunks  
20-50 bgs  
(Aleutian seems to align w/ Benji)

19 H/23

1 X 2.85 M (between Bahía + Curacao)  
obsidian  
sherds  
bajareque chunks  
finding a few white rocks in wall-line

beginning to  
look like stairs

E of Bahia - 20 cm bgs (NW)  
W of Curacao - 35 cm bgs

19 H/24

1 X 1 M extension E ~~1.5-2.6 M from E side of Curacao~~  
(1.5-2.6 M from E side of Curacao)  
0-20 bgs (NW corner)  
sherds  
bajareque  
clay bead  
obsidian

19 H/25

1 X 1 M same area Lot 24  
20-40 cms bgs  
huge sherd (@ 8 inches wide)  
sherds  
obsidian  
figurine piece  
(5) bags  
2 bead

(make copy - carbon backwards)



19 I / 17

P90-30-14

1 X 1 M (7.10 - 8.15 M)

0 - 25 bgs

obsidian

donut stone

sherds

19 I / 18

1 X 1 M extension W (8.15 - 9.08 M)

0 - 20 bgs (SE marker)

big bajareque chunks

sherds

chunk of cylindric-shaped stone

19 I / 19

1 X 1 M extension W (9.08 - 10.25)

0 - 20 bgs (SE marker)

↑ going W for  
Trench Wall

bajareque

sherds

19 I / 20

1 X 1 M extension W (10.25 - 11.33)

bajareque

sherds

↑ going W from ETW

new wall (Peggy - 25 bgs W side of)

19 I / 21

1 X 1 M extension W (11.33 - 12.31 M)

↳ L-shaped stone (porous)

few sherds

~~Col~~

~~Exp~~ ~~h~~ ~~h~~ ~~h~~ ~~h~~ ~~cur~~

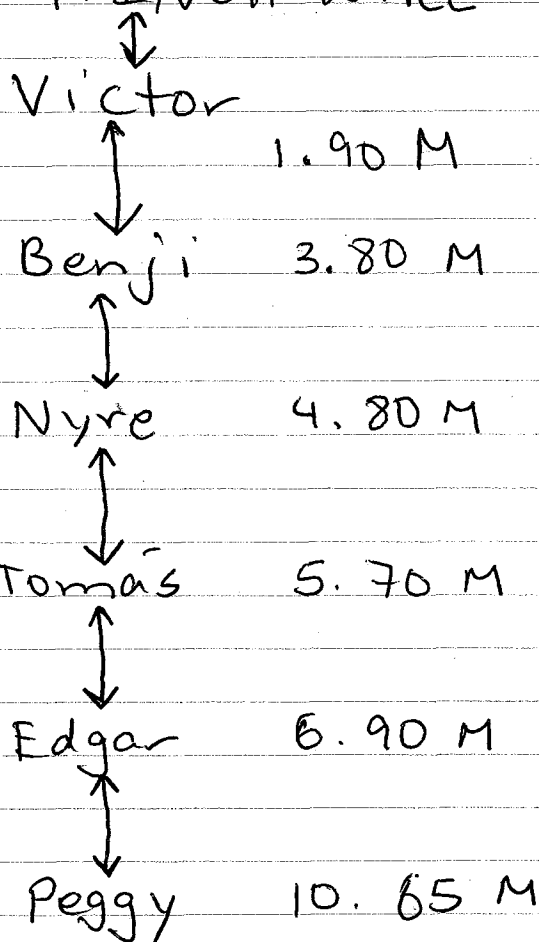
~~h~~ ~~cur~~ ~~cur~~ ~~cur~~ ~~cur~~ ~~trench~~ ~~trench~~

~~cur~~ ~~cur~~ ~~cur~~ ~~cur~~ ~~cur~~

19I/22

E  
TRENCH WALL

90-30-15



measurements from E side of each wall

[1 X 1 M extension E  
[1.90 - 2.90 M E of E side of VICTOR]  
0 - 20 cms bgs (NE marker)  
tooth  
sherds  
several snail shells

19I/23

Same area

20 - 40 cms bgs

bones

sherds

obsidian

90-30-16

19 H/25

1 X 1 M extension E  
(2.30 - 3.35 M from E side of Curacao)  
0-20 bgs

19 H/26

same area

20-40 cms bgs

2 bags: sherds, obsidian

~~19 H/27~~ ~~same area~~ 3 bags sherds  
figurines

19 H/27

same area

40-60 bgs

sherds, figure frags, incensario

3 bags IIII

bright orange sherd (flagged)

19 H/28 1.80 - 2.40 from E of Curacao

~~20-40~~ 40-60 cms bgs

bags IIII

sherds

bone

19 H/29 (1x1.40)  
2.0 - 3.40 M E of E side  
of Curacao

60-? cms bgs bags IIII

sherds

bajareque

shell

obsidian

19 I/24

17  
P90-30-17

40-60 bgs same area  
sherds  
obsidian

19 I/25 1x1.90 (1.30-3.20 M E of  
E side of Victor)

clearing away dirt from stones

19 I/26 1x1 M extension E  
(3.20-4.00 M E of E side  
of Victor)

0-40 cms bgs  
flagged bag (antler? stone?)  
obsidian

19 I/27 same area  
40-60 cms  
sherds - 1 bag

19 I/28 1x1 M extension E  
4.00-5.00  
0-20 cms bgs  
sherds  
obsidian

19 I/29 same area  
20-30 cms bgs  
sherds  
bajareque

19 H/30

P40-30-18

1.20 M <sup>1.93</sup> W OF W Trench wall

clearing stones to find wall  
bags 11

19 H/31 (1 x 1.40 M)

0 - 1.40 M. W OF W T. Wall

80 - 40 cms bags

flagged bag b/c different  
construction - earlier

bags 1

bone frags

obsidian

snail shell

few sherds

soil changed - very sandy

19 H/32

same area

90 - 100 cms

flagged

just a little bone

19 H/33

same area

100 - 110 cms

flagged

sandy soil is now brown mustard  
color

19 I / 30

P90-30-19

same area

30 - ? cms bgs

sherds

part of grinding stone  
bags 11

19 I / 31

1 X 1 M extension W

2.70 - 1.64 W from E <sup>small</sup> of Peggy

0 - 20 cms bgs

bags 1

sherds, obs'd.

19 I / 32

same Area

20 - 40 cms bgs

bags 1

sherds, obs'd.

19 I / 33

1 X .60 ~~cm~~ <sup>M</sup> (1.50 - 2.10 M from E of Victor)

60 - 80 cms bgs

bags 1

sandy soil

sherds

obs'd.

bajareque

19 I / 34

1 X .45 M (2.25 - 2.70 M) W of  
E side of Peggy

~~2.40~~ 40 - 60 cms bgs 11

sherds sherds

obsidian bajareque

2.40 M

2.95 M

~~19 I / 35~~

~~1 X 1 M ext E~~

~~0 - 20 cms bgs~~

2.10  
.60  
1.50

19 I/35

p90-30-<sup>20</sup>~~19~~

1 X 1 M extension E  
2.05 - 3.05 M E of LAURA  
0 - 20 cms bgs

EDUARDO (wall) - 2.40 M E of VICTOR  
LAURA ( " ) - 2.95 " " " "  
bayareque  
sherds bgs 1

19 I/36 same area. 20 - 40 cms bgs.  
bags 1 sherds  
~~bayareque~~ o.k.  
bone

19 I/37 1 X 127M  
.28 - 1.55 W of E side  
small gravel sled of Peggy  
bayareque clearing rocks (@ 10 cms - 43 bgs)  
sherds

19 I/38 2.05 - 3.05 E of Laura  
40 - 60 cms bgs  
obsid. / large sherds - colorful / bayareque  
Capa brown ware?  
Flagged bag! bags 111

p90-30-21

19 H/39

to be continued  
Monday

1 x 1.5M extension South (of S T wall)  
extending Jamaica  
bajareque  
sherds  
grinding stone  
curtain-holder stone? flagged

bags 11

23 cms bgs  
from top of  
Peggy  
ground (slope)  
down

~~0-20 cms bgs~~

Top of Peggy went ~~0-30 cms bgs~~

W side of Peggy went 0-23 cms bgs

19 I/39

0-20 bgs

1 x 1M extension ~~from~~ E  
(3.05-4.05 M E of LAURA)

sherds, bajareque

1 bag

19 I/40

6-20 cms

(was down to 20 cms but it rained)

same area (19 I/39)

bajareque

sherds 1 bag (small)

19 I/41

20-40 cms

same area

sherds ~~1 bag~~  
1 bag

19 I/42

1 x 1.60 M (1.10-2.10 M W of E  
Trench wall of ~~19 I/39~~ 19 H/39  
9.7-2.55 N of S T wall

Madagascar →

[N]

Jamaica →

Guba →

[E]

[W]

← [I]

← Peggy

[S]

continued



19H/42

bags 1

sherds

obsidian

snail shell

yellow pigment  
rock (hard?)

bag of

complete  
pot leg

19I/43

40-60 cms

Same area as 19I/41

sherds, obsidian, shell  
figure of a horn - flanged  
bags III bead (see spec?)

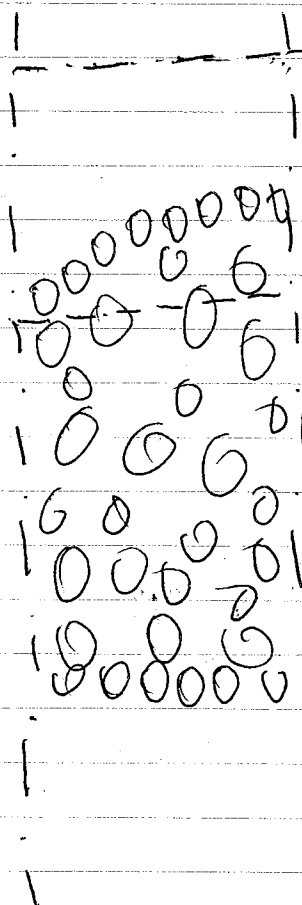
19I/43

Same area 60-80 cms  
no sherds at all - nothing

19I/44

1 x .87 M (320-233M E of W  
side of LAURA)  
clear dirt away from rocks

320  
87  
233



Lot 19I/44

60-80 cms  
bags

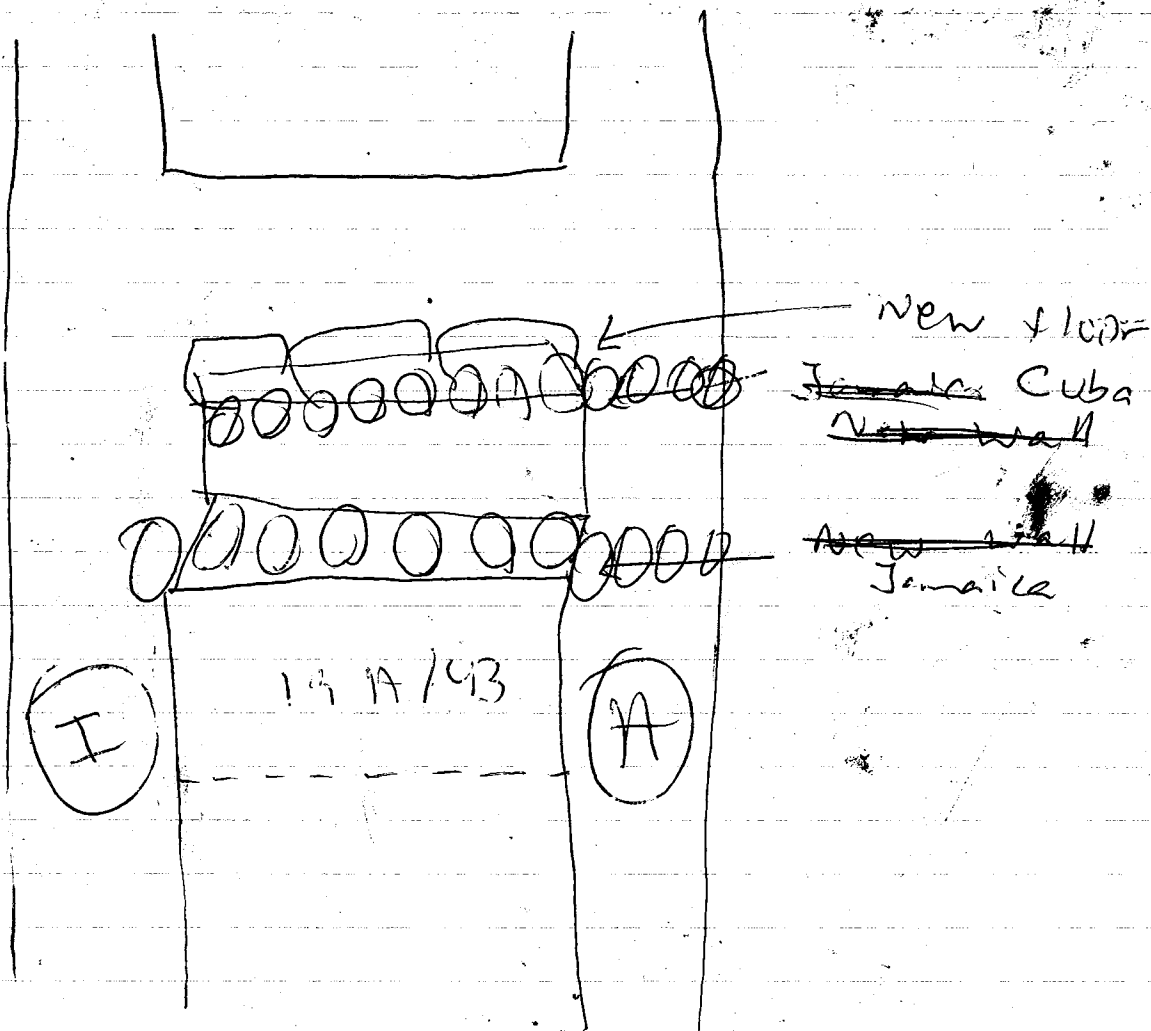
1 m. g.  
shell

LAURA

19H/43

290 30-23

1 x 1.68 M extension ~~to~~ (.74 - 1.74 M)  
E of W side of Jamaica &  
1 - 2.68 M S of N Trench  
wall of H)



~~New wall~~ - Las Palmas  
Cuba

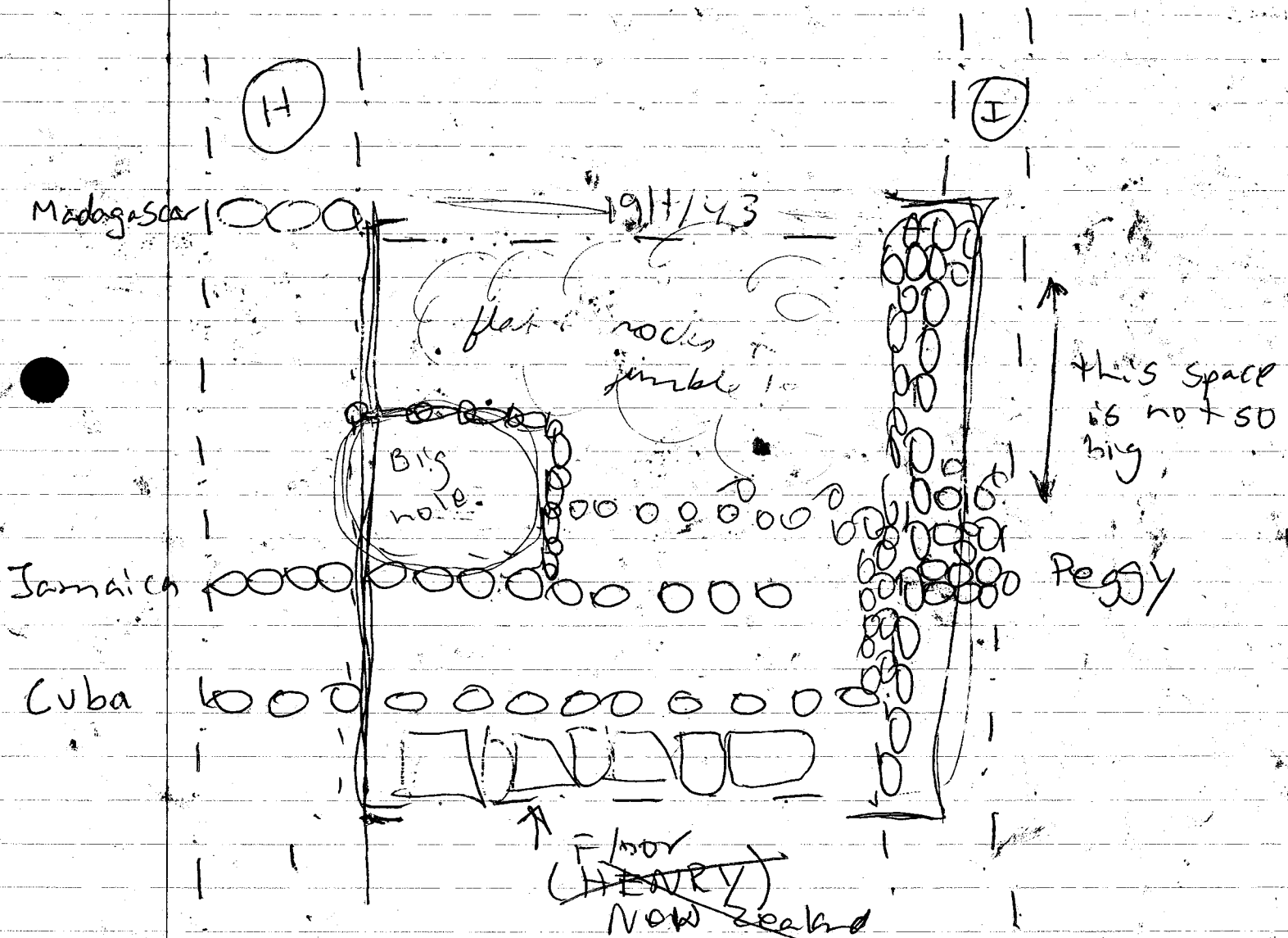
39 cms thick  
53 cms tall on W side  
9 cms tall on E side  
top of wall is 8 cms high

New Floor - New Zealand  
on W side Cuba

19H/43 cont'd.

P90-30-24

we're at the summit & have  
several potential walks - we'll have  
to continue in pits H & I (E-W)  
to verify, then we'll name them





Seychelles (Lah) : 46 cms bgs S side  
 1.57 M from S side  
 N wall  
 + to Jamaica  
 P 10-3-21

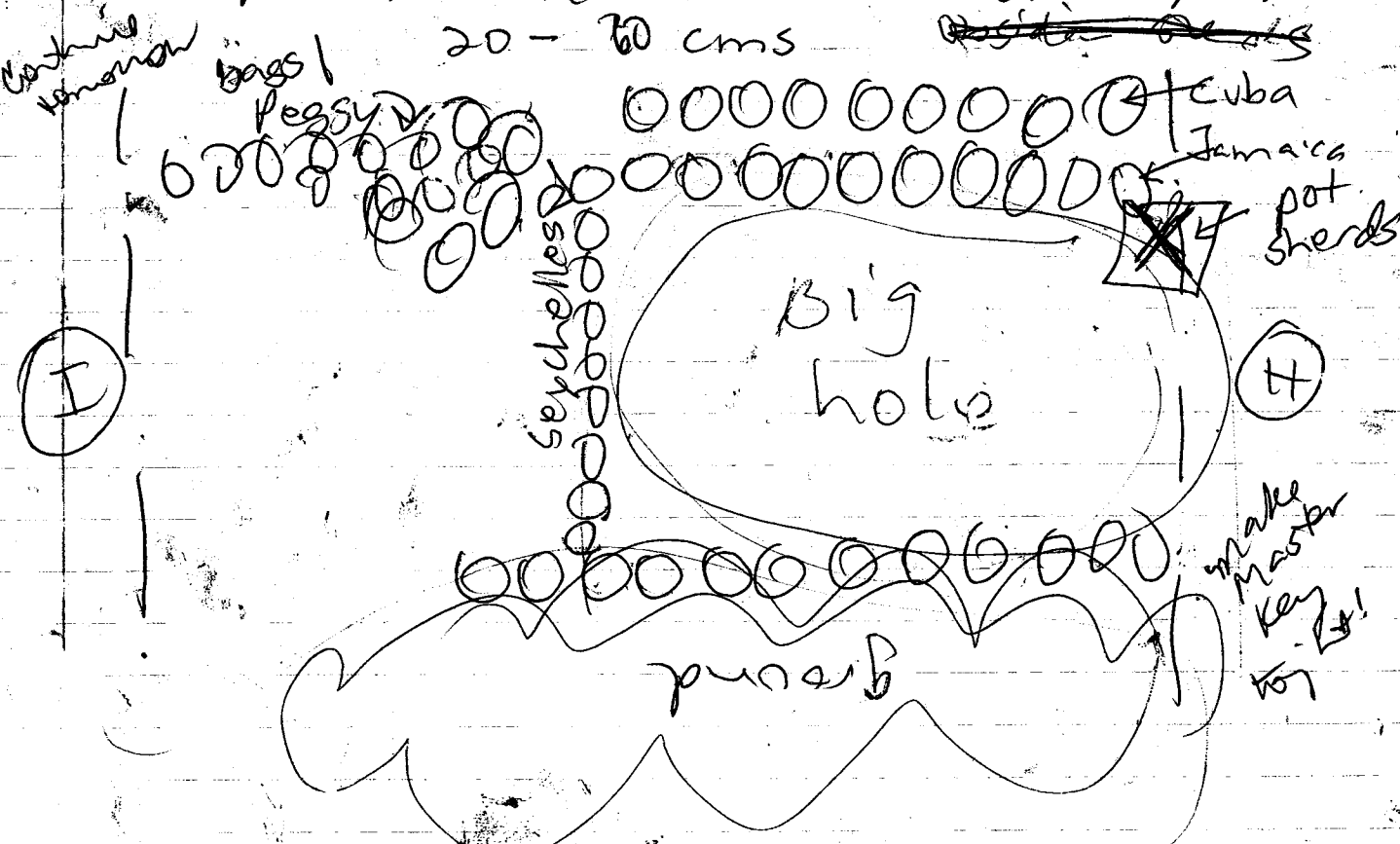
19 H/45

1 (EW) x .59 (NS) M<sup>exten.</sup> (.52 - 1.52)  
 M W. of W side of Mada-  
 gascar & 0 - .59 cms N S of  
 N Trench wall of H

(40 - 55 cms bgs)

pot location  
 1.43 M from  
 W side of Madagascar  
 .55 M bgs  
 1.57 M from Seychelles  
 some shaft rock  
 sherds (large ones) (whole pot?)  
 shell  
 bits

19 H/46 same area as Lot RH/44 (16)  
 20 - 60 cms



19H/46 cont'd.

A90-30-27

20 - 40 cms (NE mark). Removing stones

bags ~~||||~~ |

sherds, ~~bone~~ obsidian, bone (little)  
completely round porous rock (imp?)  
broken whistle, bajareque

19H/47 1 x 2.34 M (40<sup>2.74</sup> cms S of N side  
of Victor + 73<sup>1.73</sup> cms W of E side  
of Eduardo)

0 - 20 cms bgs (NE mark)

bags |

sherds, bone  
lots snails  
obsidian

→ 19H/48 same area. 20 - 42 cms (NE mark)

1 ~~||||~~ bags

sherds, obsidian, bajareque,  
polychrome sherd w/ design  
~~pot~~ handle w some figure (woman?)  
skeleton stamp frag.

→ 19H/49

bags ~~||||~~ |

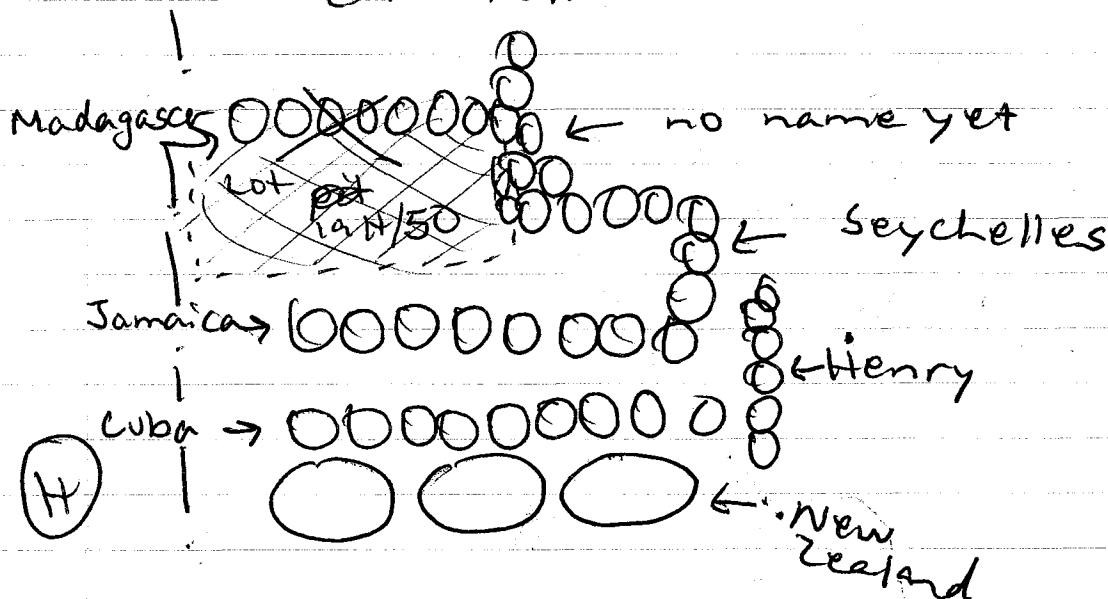
same area. 42 - 62 cms (NE mark)  
obsidian, sherds

→ 19H/50 .80 x .82 M (0 - 80 cms W of N of Madagascar)  
bags | .45 cms bgs - .66 (NE mark)  
sherds

pad-30-28

19H/50 cont'd.

Madagascar doesn't seem to be a wall after all. However we have a  $\perp$  to what we thought was Madagascar - so we'll follow that.



continued next

19H/51 1 X 1 M extension L. 37 - 1.37 M  
bags 11H || E of W side of Victor &  
sherds .97 - 1.97 M N of S ~~area~~  
snails Trench wall of (I). ~~0 - 30 cms~~ bags  
obsidian 1er spool? 0 - 54

19H/52 1.20 x .75 M (1.86 - 2.61 M)  
bags 1 N of S trench wall of (I) &  
1.65 - 2.85 M E of W side  
of Jamaica).

Carbon: in tumbled  
area next to what might  
be a wall. soil has red  
flashes into a metal one  
color. 12 x 5 cm area.  
1.18 M from N wall (I)  
trench wall & 2.12 M W  
of E from W of Pessy

bajareque sherds  
small carbon sample  
obsidian  
another carbon #3  
no sample collection  
203 M E from W Pessy  
203 M N from S W  
Carbon #2: 27 cms  
E of 13 cms S  
of 1st carbon  
(3 x 2 cms area)

refer to 19 H/52 cont'd.  
stamped bajareque - broken  
sheets of schist  
a lot of bajareque

P90-30-29  
0-56 cms bgs

\* 19 H/51 <sup>w'd</sup> West 0-54 cms bgs (NSM)  
bgs 1 well-preserved figurine head 7 whistle-flagged

19 H/53 (1 X .86 M) (.37 - 1.37 M E  
of W side of Victor & 1.11 - 1.97 M  
N of S trench wall of (I).  
54-69 cms bgs (NSM)

<sup>w'd</sup> 19 H/54 1.37 X 2.49 M (1-3.49 M N  
from ST wall of (I) & .42 - 1.79 M W  
from E side of ~~Baji~~ Victor)

burnt bajareque  
shards  
obsidian

19 H/55 2.6 M X .86 M (1.10 - 1.96 M  
N from ST wall of (I) & .43 -  
2.59 M W from E of NYRE)

New wall 6: Gonzalo  
Amardo  
Bill  
Ellen

measurements  
taken when  
we can see them  
better (how long  
they are).

part of a ~~man~~  
shards  
bajareque  
obsidian



19H/54 cont'd.

P90-30-30

0 - 54 cms bgs  
bags ~~||||~~ ~~||||~~ ~~||||~~ ~~||||~~ broke mano  
obsidian

bajareque - just a little

19H/55 cont'd

bags ||

bone

sheds

little obsidian

~~19H/55~~

Gonzalo: 21 cms thick (E-W);  
begins 66 cms N of  
S trench wall of I to ?  
(still <sup>partially</sup> in unbroken ground)

Armando: 20 cms thick (E-W);  
begins 95 cms N of S  
trench wall of I to ?  
(still <sup>partially</sup> under unbroken  
ground)

NYRE - not a wall. Was  
173 cms E from W end of BILL  
≈ 42 cms thick (E-W)

Bill: is W side of Tomás; together  
measure 74 cms thick (E-W).  
can't see N-S ends yet.

19H/56 Same area as lot 19H/52.  
Broken pots (2?).

smashed over tumble. ~~40 cms~~  
~~bgs 80 cms bgs of smashed~~  
~~large sherds~~

40 cms below BILL at the  
corner of BILL & ARMANDO.  
Deposit extends from 11-41 cms.  
bgs  $\approx$  58-88 cms, exactly within  
the corner of the walls - definitely  
at base of ARMANDO. 32 cms in  
diameter E-W.

there is carbon right under sherds  
& also bayareque - pretty good amount  
but not enough for a decent sample  
(carbonized wood) - 65 cms bgs

19H/57 same area as 19H/56.

There must be more pots in  
the same spot - we're not  
running out of sherds & they're  
all smashed flat. This lot  
begins 88 cms bgs.

sherd w/ dirt & carbon stuck on or  
in smaller bag.

cont'd p 32

19H/57 cont'd.

PAO-30-32

Carbon sample: 44 cms E of E  
side of ARMANDO; 72 cms bgs;  
111 cms N of S trench wall of I

19H/58

smashed  
pot!

79 cms bgs.  
40 cms E of E of ARMANDO  
45 cms N of ST wall I  
@ 8 cms in diameter  
(60, 40-48 cms E of E of ARMANDO  
45-53 cms N of STW of I  
just a little E of lots  
19H/56 + 57)

Obsidian frag <sup>among</sup> ~~pot~~ shards

Carbon: N from 57 cms bgs;  
110 cms I side of ARMANDO (right up  
ST wall I of 19H/59 against BILL)  
130 cms E of 19H/59  
bgs;  
shards  
lots by the way

talking down tumble.  
4 M E of E of Gonzalo &  
@ 90 M N of S T wall I  
10 - cms bgs. (cont'd p 33)  
orange tint to soil (by the way)

19H/60  
bgs!

same area as lot 19H/58.  
New pot. Carbon sample:  
90 cms bgs; 43 cms E of  
E of ARMANDO + 127 cms  
N of ST wall of I.

P90-30-33

19H/61


1.10 X 1.60 M (O - 1.60 M E of W side of Bill + 1.77-3.37M N of S T wall of I). Removing soil & ~~stones~~ <sup>sherds</sup> bags 11

19H/59 cont'd.

bag, sherds

bags 11 smashed pot found btwn stones we thought ~~was~~ a wall at one time (NYRE). Large sherds concentrated in same general area resembling one another in color & texture.

Measurements: 50 cms diameter E-W; 92 cms 30-20 cms bgs (1 bagful) of sherds



smashed pot  
btwn what  
we thought  
was NYRE



it was  
a limestone!  
white powder  
at 75 cms bgs  
same area as Carbon

Carbon: 74 bgs  
38 W of W of BILL  
91 E of E of ARM.  
83 N of STW I

19H/59 cord

P90-30-34

another carbon sample! #2

64 bgs

121 ~~64~~ cms W of E of Bill (E-W)

7 cms E from E of Arm (E-W)

83 cms N from ST wall of I

Carbon Sample #3 - lots!

53 cms bgs

86 cms W of W of ARMANDO

39 cms E of E of GONZALO

156 cms N of ST wall I

pushed up against bajareque  
right next to Gonzalo -  
stone floor under carbon?

3/7/90

Carbon Sample #4 - tons!

54 cms bgs

133 cms W of W of BILL

right into the ARMANDO wall

41 cms N of ST wall of I

Carbon #5

126 cms W of W of ARMANDO

right into GONZALO wall

124 cms N of ST wall of I

32 cms S of S side of Jeronimo

lots of bajareque, few studs

9th bag of Carbon - from same general area as 7 & 8; 68 cm bgs (got it in case needed more samples)

19 H/59 cont'd.

P90-30-35

Carbon #6

4 cms S of #5

3 cms E of #5

same bgs as #5

obsidian  
antler

Carbon #7

40 cms bgs

41 cms N of ST wall I

161 cms W of W of BILL

128 cms E of E of GONZALO

bags II

Carbon #8: 18 cms E of W of

Gonzalo; 59 S of

S of Jeronimo;

118 W of W of ARMA

1 M N of S-T wall

of I; 67 bgs

19 H/62

5(E-W) x 4(N-S)  
diameter

~~1.32 x 2.28 M~~

(1.32 - 0.00 M E of E of

Thomas & 0 - 2.28 M N of

S T wall of I) 0-88 cms bgs

bags III

pot legs

shards

hollow figurine frag. (feet & skirt)

19 H/63 - 1.91 x 1.63 M (NW m) (1.24 -

3.15 M E of E of Thomas &

bags III 0 - 1.63 M S of N T wall of H)

clearing tumble - stairway? (slope) 0-70 bgs

shards

obsidian, basalt (bright orange)

found a floor  
much  
along  
surface.

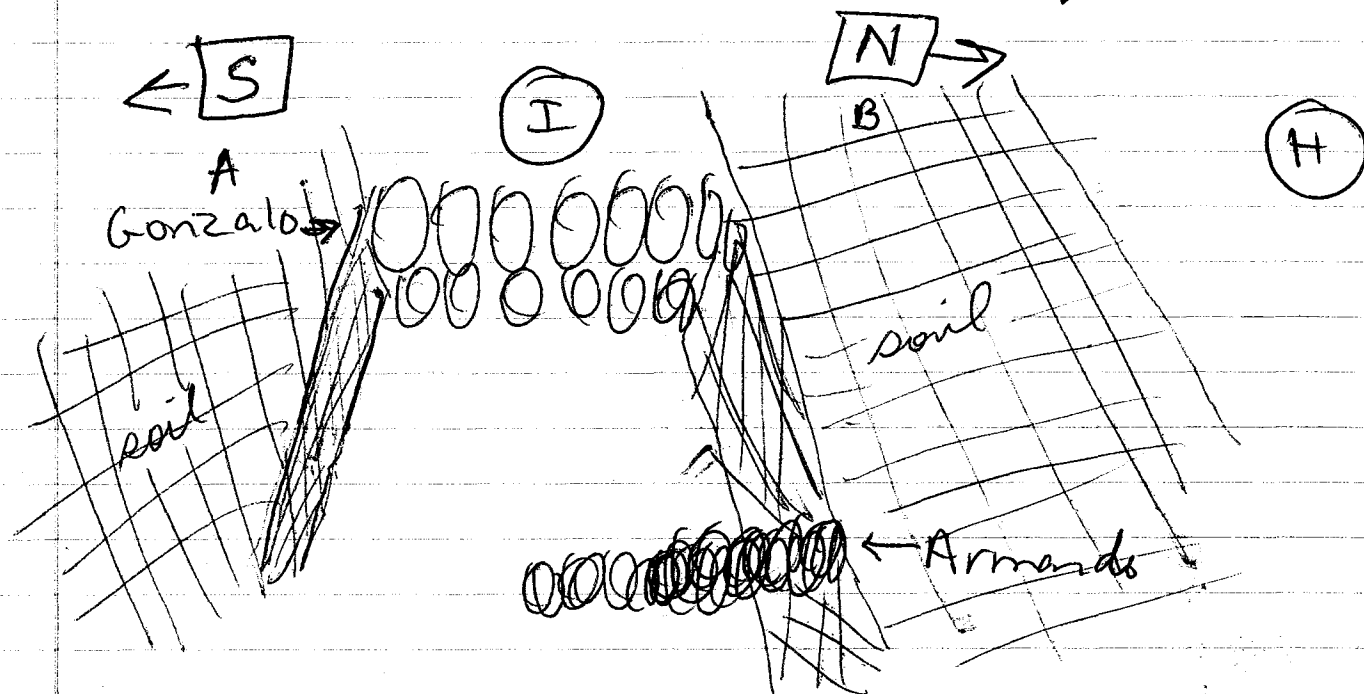
P90-30-36

19H/59 cont'd!

Carbon #9

66 cms S of Carbon #8  
25 cms E of " "  
45 cms by S (S m)

★ note: ground surface on S side of pit (I) is 22 cms below ground surface on N side of I; Nm (stands for North marker, etc)



★ B is higher ground than A by 22 cms

P90 - 30-37

194/64

baggy

3/8

19 H/ 59 cont'd.

miniature vessel - intact  
flagged - Do NOT wash (inside imp.)

Stone floor & bench.

floor: DANIEL - 127 E-W (W of Bill - E of Armando)  
~~back: ELIAB~~ 44 cms bgs top of bill; D - 150 cms  
 N of ST wall I

19H/64 cont'd. - Could this be a  
written? lots 63 & 84 reveal no  
walls - all tumble & large stnds -  
quite discouraging - it doesn't make  
sense! We're being so careful - there  
are no walls.

194/59 cont'd.

\* don't know how far  
down Ellen  
extends unnamed  
bgs wall —

unnamed  
wall -

Ellen  
(bench)  
Jerónimo  
(wall)

DANIEL  
store floor

dirt floor

bench: Ellen: 130  
cns (E-W) from W  
Armando to E Gonzalez;

53 cms (N-S) from  
S of Jeronimo extending  
South; 50 cms from  
top of Jeronimo to top  
10 of Ellen

Gonzal



19H/65

P90-30-30

.55<sup>NS</sup> X .69<sup>EW</sup>  
 (.38 - 0.93 M N of S of VICTOR &  
 .28 M E of W of Victor to ~~0.37~~  
 .41 M W of E of Victor);  
 from 45 - 70 cms bgs  
 at NE m

bags 11  
 sherds  
 fig. head (lamb)  
 obsid.  
 bead 0  
 metate leg + part of board

3rd

19H/66

.68 (N-S) X 1.15 (E-W) M  
 (0 - ~~1.15~~ M W from E of Gonzalo &  
~~0.68~~ 0 - .68 M N from  
 S trench wall of original I.  
 (i.e. 1.0 - 1.68 M S of S of  
 JERONIMO) 0 - 57 bgs (SW m)

bags 11

sherds  
 obsid.  
 handle

unidentified object: looks like metate  
 leg but made of limestone? - flagged!

19H/67

.88 (N-S) X .94 (E-W) M (1.14 -  
 2.08 M W from W of JAMAICA &  
 1.09 - 1.97 M N of ST wall of  
 original I).

bags 11  
 sherds  
 obsid.

20  
 25

Atb

NS EW  
 84X76

P90-30-<sup>31</sup>~~39~~

19 H/68

bags 1. .84 (N-S) X .76 (EW) M. (.28 M - 1.04 M  
E of E of Victor & .38 - 1.32 M N  
from S of Victor). 66 - 89 cms bgs (NEM)  
(were on a slope so this explains  
why bgs varies from lot to adjacent  
lot). Soil has become sandy.

19 H/69

bags 11  
obsid.  
sherds

.57 (N-S) X 1.05 (EW) M  
(.38 - .95 N of S of Victor &  
.41 - 1.46 W from ~~E~~ side of  
Victor) 0 - 82 cms bgs.

19 H/70

1.00 X .90 M (.55 - 1.55 M  
N of S trench wall of original pit I  
& 1.40 - 2.30 M E from W of  
Tomás). 68 - cms bgs (slope -  
SW mark)

Benji - not a wall - wait if it is!  
57 cm wide (E-W) see next pg!  
20 cms bgs ~~at~~ top of Benji  
from 0 - 1.20 M N from SW wall I  
(we never knew how far S we  
thought it might extend b/c of soil)


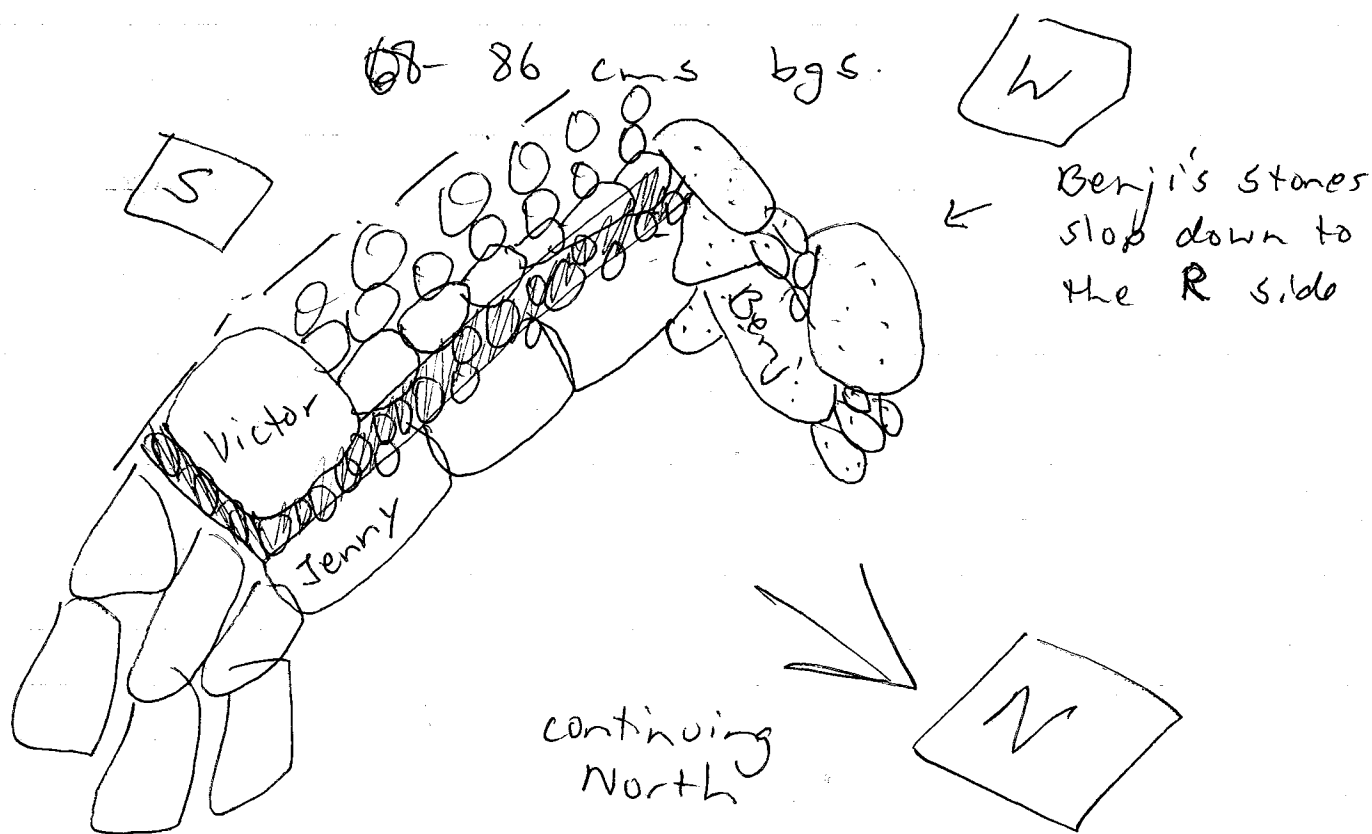
1.05  
1.46

J+D

19H/70 cont'd.

p90-30-40

Benji does exist - is now better defined & more narrow (~~N-S~~). It measures  $\approx 40$  M N-S & seems to lean & tumble N. We shall follow it to see how far it extends N by removing tumble & soil. Better measurements will be given later.



19H/71

88 (~~W~~<sup>E-W</sup>) X 1.40 (N-S)

med size

(1.09 - 1.97 M E from W of Tomas &  
1.55 - 2.95 M N from ST Wall of I)  
bags - ~~||||~~ ~~||||~~ 65 - 85 cms bgs  
sherds, bajareque, pot legs, obsidian

19H/72

1.10 (N-S) X 1 (EW) M  
53-73 cms bgs

P90-30-41

(0-1.10 N from STW I)  
+.60-1.60 M W  
from W of Cuba

bags II

sherds, bajareque, ~~pot~~ snail,  
obsidian

7+6

19H/73

1.30  
1 (E-W) X ~~1.00~~ (N-S)  
M E of W of Tomás

1.15 - 2.15  
~~1.15 - 2.15~~  
+ 1.57 - ~~2.00~~  
86- cms bgs

7+D

bags III

sherds  
bajareque  
obs

-2.87 M N from ST wall I)

19H/74


1.00 (N-S) X .88 (EW) M (2.47-  
3.47 M N of S trench wall I +  
2.00 - 2.00 M E of W of Tomás).  
2.15 - 3.03

7+D

bags II

sherds  
Obs.

continued



P90-30-42

3/19 19M/8

bags 1

send fill behind<sup>W</sup> Bill to N  
of wall Owen at 35 cms  
below top of BILL to ~~65 cms~~ (SE)  
area measures 100 cms E/W  
170 cm N/S btwn OWEN &  
N trench wall

1 X 1 M extension N (.50 - 1.50  
M N from N of Anne & .70 - 1.70  
M W of W of Sherbie

19M/9

bags 1

sherds  
bayareque  
wh. obsidian

1 X 1 M square, 65-165 cm N  
of Sherbie  
0 - ~~40~~ cm bgs, 60 cm<sup>1.60</sup> N of ANNE<sup>not</sup>  
(SW)

19 M/10

1 bag

sherds

bayareque  
obsid.

same area as lot 19M/9.  
40 - 54 cms bgs (SW)

19M/11

11 bags

shells

obsid.

sherds

ear spool, bone

same area as lot 19M/8.  
65-75 cms bgs (SE) from  
top of OWEN

3/19

PAO-30-43

19 M/12

1X1 M extension N+W.

At 6

(1.65 - 2.65 M W of W of Sherbie  
& .60 - 1.60 M N of N of ANNE

1 bag

sherds, byzantine, obsidian

@ 2x2" schist slab w/ a perfect hole  
in the center



D-33 cms bgs

Continue  
demon

19 M/13

same area as lot 19 M/11.

bags 11 75 - 82 cms bgs from top of  
OWEN (SW corner)

sudden sherd at 75 cms bgs from  
top of OWEN; soil is no longer  
sandy & soft but hard & dry.

Continue  
demon

3/20

19 M/14

bags 1

1X1.28 M extension S (0 - 1.28 M  
W from W of Bill + 1.88 - 2.88 M  
S from S of OWEN). 0 - 30 cms bgs

19 M/15

bags 1

.62  
X 1 M (1.62 M S of S of Tori to  
1.62 M N from S of Tori + 2.80 - 3.80 M

legs, metal leg  
bone dry

New wall - Tori: 66 cms from N of Anne &  
to Sherbie, varying thickness (N-S) of  
15 to 30 cms. D-20 cms bgs

30 (EW) X  
13 (NS)

19 M/16

0 - 5.5 M S of  
1.6 M W of  
1.0 M E of  
1.0 M N of


3/22/90

P90-30-44

19M/17

same area as lot 19M/14.  
30-47 cms bgs

Continued - 2 lots (S + R)



19M/15

1 sm bay 0-25 cms bgs

19M/16 A

-

small bay.

0-63 cms bgs

19M/18

.72 (EW) X .77 (N-S) M

.90 - 1.62 M W of W of Row + .43 -

1.20 S of N of TORI, 6-8 cms bgs

top of wall & 8-46 cms <sup>front</sup> of wall.

19M/19

P90-30-45

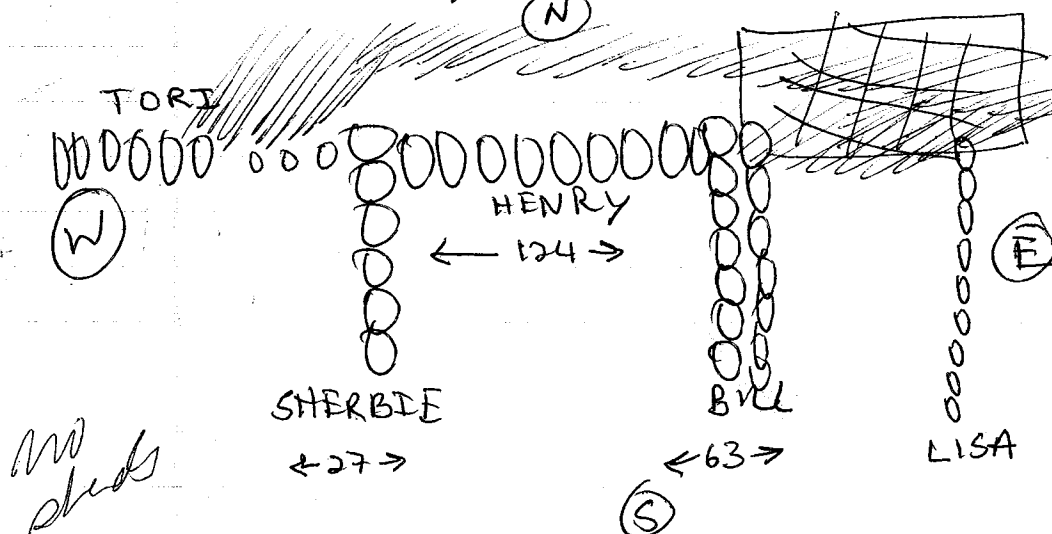
MAG

.72 (EW) x 62 (NS) M  
 (.90 - 1.62 M W of W of Ron + 1.20 -  
 1.82 M S of N of Tori  
 until + with Cari - we're following  
 a wall). Same bgs as prev. lot.


19M/20

.97 (NS) x 1 (EW) M / 0 - .97 N  
 from S of HENRY + 0 - 1M E of W  
 of BILL) 0 - 37 cm bgs

New wall HENRY: 57 cms thick (NS)  
 + 124 cms wide (EW); + to both  
 Bill + Sherbie



NEW Wall + TORI : Hope : 30 cms (EW)  
 + 178 cms (NS) btwn TORI + CARL





19 M/21

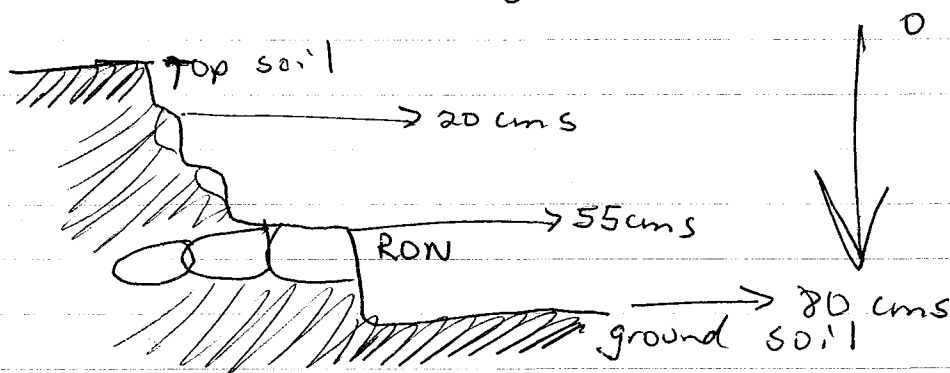
P90-30-46

we think Ron may start later back.

3/22

1 X 46 M  
(0 - 1 M N from S of CARL &  
1.07 - 1.53 M W from W of HOPE)

several bgs! - 0 - 20 bgs on E  
side of lot; 0 - 55 cms bgs to  
top of Ron; top of Ron to ground  
is 25 cms bgs



19 M/22

AG

2.02<sup>(FW)</sup> X .90 (NS) M  
clearing some top soil  
(0 - 2.02 M W of W of SHERBIE  
& .20 - 1.10 N from S of JERONIMO)  
0 - 11 bgs

19 M/23

JAD

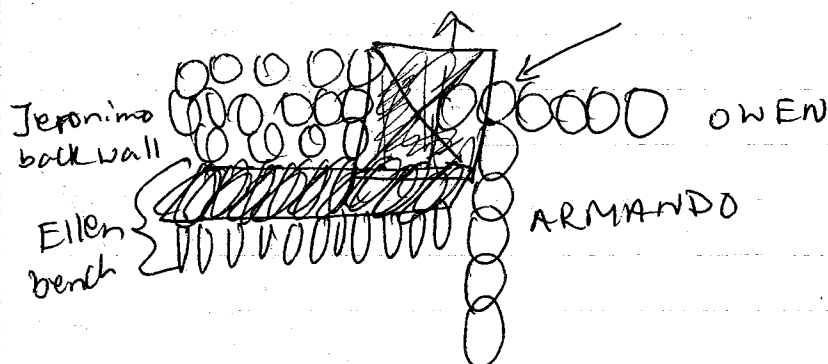
5 bgs / sheds / bgs  
1 X 1 M extension N  
(1 - 2 M N from S of HENRY  
& 0 - 1 M E of E of SHERBIE)  
0 - 28 cms bgs

19M/24

P90-30-47

A+6

.30 (EW) X .62 (NS) M  
(.80 - 1.10 E of ~~W~~ of GONZALO & .36 -  
.98 M N of S of Ellen)  
looking for possible other wall  
10 - 57 cms bgs



19M/25

same area as 19M/23  
28 - 44 cms bgs.  
duds, obsid.

19M/26

.96 X 1.12 M (area ~~between~~ <sup>between</sup> E  
of HOPE & W of Ron & 0 - 1.12  
M N of N of CARL) 80-90  
cms bgs  
looking for poss. floor.

a floor!!! small hole, sheds

19M/27

.52 X 1.12 M extension  
(0 - 1.12 M N of N of Carl &  
.65 - 1.17 M E of E of Sherbie)  
0 - 30 (W) cms bgs obsid/sheds

P90-30-48

19M/28

0.96 (EW) X .67 (NS) M  
(0 - 0.96 M E of E of HOPE  
+ 1.12 - 1.79 M N of ~~A~~ of  
CARL) ~~area~~ 80-90 cms bgs  
more small holes  
few shreds

containing floor: Nail

19M/29

.18 (EW) X .55 (NS) M  
0 - .18 M W of W of SHERBIE +  
.69 - 1.24 M S of S of TORI)  
from top of Sherbie ~~to~~ Went 0 -  
.58 M kgs)

19M/30

2/23

A 90-30-

following floor NEIL

.67 X 2.09 M (0 - .67 M S of S of TORI - i.e. all space S of TORI & N of ANNE & 0 - 2.09 M W of W of SHERBIE. 48 - 58 bgs from top of Hope. There's a little step up 10 cms above NEIL floor: Collection

19M/31

extends from Carl to TORI: 160 NS & 25 EW from 62-87E 1 X 1 M ext. N. (1.92 - 2.92 M N from S of HENRY & .90 - 1.90 M E of E of SHERBIE). 0 - 45 bgs (NW)

sheds  
bajaques } 2 bags

19M/32

1 X 1 M extension N (2.92 - 3.92 M N from S of HENRY & .90 - 1.90 M E of E of SHERBIE). 0 - 33 cms bgs.

sheds  
bajaques  
sheds

19M/33

1 X 1.0 M ext. S (1.54 - 6.64 M S from S of OWEN & 10 cms W from W of BILL & 13 cms E of E of TOMAS). 0 - 20 cms bgs. & 0 - 20 on top of BILL

sheds  
sheds

19M/34

1 X 1 M S (3.92 - 4.92 M N from S of HENRY & .90 - 1.50 E of E of SHERBIE)

0 - 4

190135

50  
p90-30-49

.94 x 1 m  
(2.30 ——— = 3.24 m N from ~~10~~ 8  
of Henry 8. 40 - 1.90 m E of E  
of Sherbie). 36 - 63 cm by 5

very trouble to find another

---

lost cord  
to l

3/27

P90-30-51

J+D

19M/36

11- bag

sherds

obsid.

bone frags

.84 X 1 M ext W + N (1.97-2.97 M  
N from S of HENRY & 0- .84 M  
E from E of SHERBIE). 0-56 cms bgs

19M/37

A+G

bags 1

bajareque

obsid

few sherds

1.02 X 60 M (.15 - .75 M W of W  
of BILL & 1.61 - 2.63 M S of S of  
OWEN). 0-66 cms bgs (SEm)

found back wall!  
(11 to OWEN)

19M/38

A+G

bag 1

sherds

were  
obsid.

1 X 1.02 M (.75 - 1.75 M W of W of  
BILL & 1.61 - 2.63 M S of S of OWEN).  
0-66 cms bgs (SEm)  
carbon bits on Daniel (floor); 36cms E of  
ARMANDO & 153 S of S of OWEN).

19M/39

J+D

bags 1

sherds

1 X 1 M ext N + W (1.97-2.97-  
3.97 M N of HENRY &  
0-84 cms E of E of SHERBIE)  
0-56 cms bgs

3/28

P90-30-50

19 M/40

bag 1  
sherds  
obsidian

1. 90 X 1 M clearing up ANNE  
(0 - 1.90 M W from W of  
SHERBIE + .75 - 1.75 M S from S  
of TORI). clearing a possible bench  
from top of SHERBIE - 20 cms <sup>W</sup> bgs +  
from top of JERONIMO - 30 cms <sup>N</sup> bgs

19 M/41

bag 1

1. 85 (EW) X 2.23 (NS) M (0 - 1.85 E  
from W of SHERBIE + 1.20 - 2.43 M  
N from S of HENRY). 45 - 55 cms  
bgs.

clearing a possible floor - none!!

19 M/42

S of S of JERONIMO (0 - 1.16 M W  
of W of ARMANDO). 0 - 55 cms bgs  
sherds looking for other end of Gonzalo  
bayareque

#1 Carbon sample: 20 cms E of E of  
GONZALO; 98 cms S of S of ELLEN;  
56 cms bgs.

new wall:  
ELSA still big  
measured: 11 to  
OWEN + Ellen;  
3.04 M S  
OPS of  
OWEN - not  
later.

#2 19 cms E of E of ~~ARMANDO~~ GONZALO; 115  
cms S of S of ELLEN; 56 cms  
bgs.

19 M/43

obsid.  
hole  
sheds  
1 kg

big bayareque bed: @ 54-56 bgs;  
1.65 M altan; 0 - 1.65 N of N of ELISA.  
1.73 X 85 M 0 - 60 cms bgs  
(0 - 1.73 W of E of SHERBIE +  
.98 - 1.83 M N of S of TORI).

Francisco Bart  
Enlacio

P90-30-53

19M/44

A-44



~~1X 1 M ext S (1.62-2.62 M S of  
S of JERONIMO & 1.16 M-2.16 M W  
of W of ARMANDO). 0 - cms bgs.~~

1.30 (EW) X 1 (NS) M (0-1.30 M W  
of W of ARMANDO & 2.62-3.62 M  
S of S of Jeronimo). 0-20 cms bgs  
sheds - small by.

19M/45



~~.70 X .70 M ext S (0-.70 M  
W of E of GONZALO & 1-1.70  
M S of S of Ellen). 0 - bgs~~

1X 1 M ext S (0-1 M E of W  
of ARMANDO & 2.50-3.50 M S of  
S of OWEN). 0-38 bgs.



3/30

P90-30-54

6 19M/46

bags  
sherds  
bones  
clad.

.90 X .90 M ext N (.70 - 1.60 M  
W of E of HOPE & 1.55 - 2.45 M  
N from N of CARL). 0 - 36 cms bgs.

following CUBA; looking really ugly  
(and terrible).

A 19M/47

sherds  
bayaregue (tong)  
snails  
~~clad.~~

1 X 1 M (3.30 - 4.30 M E of E of  
TOMAS & 1-2 M S of N of JENNY)  
0 - 36 cms bgs (SW) (0 - 20 bgs on top of VICTOR)

VICTOR  
following ~~VICTOR~~ JENNY. (34-36)  
found a big bayaregue lid E of VICTOR bgs  
we shall follow it. (see p 56)

19M/48

M

.90 X 1 M ext. N (.70 - 1.60 M  
W of E of HOPE & 2.45 - 3.45  
M N from N of CARL). 0 - 44 cms bgs (NW)  
sherds, obs. id. & bayaregue

19M/49

1.70 X .85

~~same area as last lot~~ 0 - 1.70 M E of  
~~HOPE~~ 60 - 60 bgs  
bayaregue, sherds, carbon bits  
W of SHERDS  
& .90 - 1.75 M  
N of S of HOPE

19M/50

Same area as lot 19M/49.  
60 - 72 cms bgs. (NW)  
Sherds, lying flat.  
carbon bits.

3/30

P90-30-55

19M/51

→ D bgs 15m-  
sheds  
bayazegne chunks

1  
EX ~~1~~ M ext N (1.70 - 2.70 M W  
of E of SHERBIE + .90 - 1.90 M  
N of S of HENRY) 0 - 40 cms bgs.

19M/52

→ 2 bags  
obsid


~~same area as 19M/51~~  
1X1 M ext S (4.30 - 5.30 M  
E of E of TOMAS + 1-2 M  
S of N of JENNY) ~~0-40 cms bgs~~

sheds  
bayazegne  
bone  
alligator figure head  
bayazegne head doesn't seem to  
continue.

19M/53

→  
sheds  
continue

1X1 M ext N (70 - 1.70 M W of E  
of HOPE + 3.45 - 4.45 M N from N of  
CARL). 0 - 35 cms bgs.



ELSA: 73 cms - NS  
375 cms - EW (at least) (could be layer?)  
stands 60 cms above DANIEL  
|| to OWEN & ELLEN & JERONIMO  
⊥ to GONZALO & TOMAS

4/2/90

P90-30-56

19M/51 cont'd

J&D

bags 1 sm  
sm. 11

19M/52 cont'd.

A+G

bags 111  
~~6000~~

sheds  
dis/d.

0-50 Ags

\*note: description of bayouque bed mentioned in  
19M/47 (p90-30-54).

stands in 4 big chunks S of VICTOR

bayouque soil



#1) tallest piece measures 35 cms tall

26 cms N-S & 28 cms E-W; 10cm bgs

#2) measures 25 cms NS & 23 EW

#3) 23 EW; 18 NS

#4) 16 EW; 14 NS

#5) 43 EW; 34 NS

all pretty flat-topped except #1  
looks like a pole could fit  
in #5

4-2

E

19 M/53 cont'd

P90-30-57

121 SM  
baguette  
sheds  
Obsid.

mustard-color rock 1  
0-35 cms bgs

19 M/54

same as 153. 35-47 cms bgs  
OBSID

19 M55

1x1 M S) 2-3 M S O F S

JENNY, 3.30 → 4.30 M E

OFF TO MAS)

0-22 bgs  
snails, sheds - 1 bag

19 M56 (135 x 1 M) 2.70-4.05 M W O F E

continued  
stove.

OF SHERBIE, .90-1.90 M N O F S O F

HENRY

25m bgs

~~0-22 bgs~~

~~15m bag.~~

~~fact site~~

Carbon sample: 250 cms N O F S O F VICTOR  
8 418 cms E O F W O F BILL  
20 cms bgs

19 M

19 M/57

continued

same as 107 55

22 - bgs.

4/3/90

P 90-30 58

19M/56 cont'd.

D. 2 small bags  
✓ 1/2 " "

shells, carbon, obs. id.

0 - 32 cms bgs

didn't clear all the way down b/c  
more exp. things to do - well is clear

✓ Add 19M/57 cont'd

22 - 60 cms bgs (SW)

1 bag  
1 " for name

\* flegged - snail: diff shape,  
hard & well-preserved shell, partly  
shells, obs. id.

✓ 19M/58

0.60 x .70 M (3.30 - 3.90 M N of N of CARL  
& .60 - 1.30 M W of E of HOPE).  
40 - 60 cms bgs (NE) bayareque  
shells

3+E ✓ 19M/59 1x1 M ext N (.25 M W of W of  
JEFF to .35 M E of W of PEGGY &  
.50 - 1.50 M S. of S of BOBBY).  
0 - 70 cms bgs. 1 bag shells  
obs. id.

✓ D 19M/60 same area as lot 19M/58.

60 - 65 cms bgs (NE)

1 bag shells

1 sm " " & bayareque

✓ Add 19M/61 1x1 M ext S (3-4 M S of S of  
JENNY & 3.30 - 4.30 M E of E of TOMAS)  
0 - cms bgs.

4-3-90

P90-30-59

✓ ~~At~~ 19M/61 • 40 X 1 M ext S (0 - .40 M E  
cont. of E of TOMAS + 1.50 - 2.50 M S of  
1 bag S of OWEN). 0 - 40 cms bgs  
following TOMAS

✓ 19M/62 • 25 X 1.50 M (0 - .25 M W of W  
cont. of CUBA + 2.80 - 4.30 M N of S  
of SEAN). 25 - 65 cms bgs (NE).

cleaning up CUBA dead, skulls - 1 bag  
metate leg

✓ 19M/63 1 X 1 M ext S (1.50 - 2.50 M ~~S~~ of ~~S~~  
have dead 1/2 bag of BOBBY + .65 M E of W of JEFF to  
.35 M W of W of JEFF). 0 - 40 cms bgs (SW)  
following Jeff + Peggy.

✓ 19M/64 1 X 1 M ext S (2.50 - 3.50 M S of  
S of OWEN + .70 M ~~N~~ of E of  
TOMAS to .30 M E of E of TOMAS).  
1 bag 2 dead cow/horse tooth dead 0 - 30 cms bgs (NW)  
following Jones

New walls : ALFONSO : @ 40 cms N-S  
|| to HENRY ; ⊥ to SHERBIE

N wall of ALFONSO is don't know full length E-W  
.85 M N of S of extends at least 1.90 M E of E of  
HENRY SHERBIE + 4.20 M W of E of  
SHERBIE

GRIFFIN - floor? runs btwn PAT & ALFONSO (NS)  
(don't know E-W yet) 1.20 - 3.30 M S of N of HENRY

4-4

2nd D ✓ 19M/65

P90-30-60

.50 X 1.40 M (0-.50 M N or N of ALFONSO & 0-1.40 M E of W or HOPE).

35-65 cms bgs  
1 sm. bag Shards

✓ 19M/66

shards

1X1 M ext S (.25-1.25 M S of S of JENNY & 1.50-2.50 M E of E of cornerstone VICTOR).  
0-30 cms bgs.

following EDUARDO

✓ 19M/67

boys 1  
small shells  
shards

1X1 M ext. S (3.50-4.50 M S of S of OWEN & .70-1.00 M W of E of TOMAS to .30 M E of E of TOMAS). @ 0-20 cms bgs.

following TOMAS. (a lot of stores)

✓ 19M/68

cont. 1/2 bag

1X1 M ext S (2.50-3.50 M S of S of BOBBY & .65 M E of W of JEFF to .35 M W of W of JEFF). 0-60 cms bgs (see back)

following PEDRO on back

4-3-90

✓ 19M/69

shards

Same area as lot 19M/66.

30-50 cms bgs. above Eduardo & following Eduardo 0-60 cms bgs above Electra

✓ 19M/70

1/2 bag


1X1 M ext S (4.50-5.50 M S of S of OWEN & .70 M W of E of TOMAS to .30 M E of E of TOMAS). 0-20 bgs (NE) following TOMAS

4-5

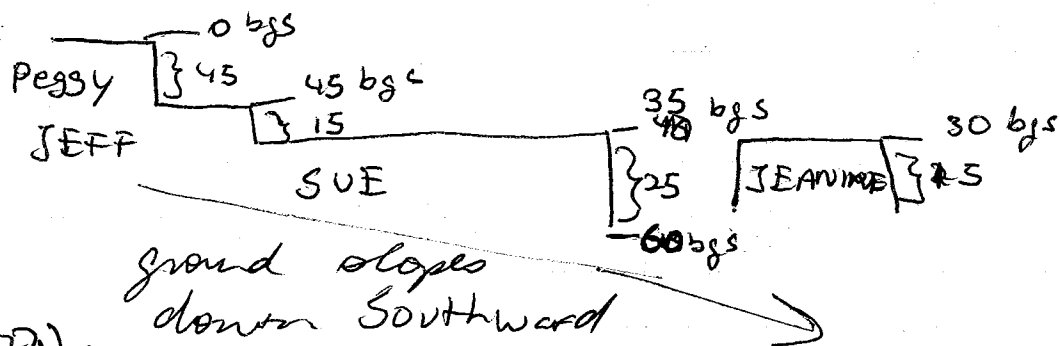
pg 0-30-62

EX J ✓ 19M/71 1X1 M ext S (.60-1.60 M S of S of ELCA & 2.80-3.80 M E of W of JEFF). 0-20 cms bgs. (NE)  
few shrubs

EX J ✓ 19M/68 cat'd. new floor: SUE 25cms tall  
0-1 M S of S of JEFF.  
15cms below → don't know E-W yet; 43cms bgs (NE)  
JEFF: 0-30cms W of W of Peggy  
& 0-2 M S of N of SEAN



JEANINE: .40-.70 M S of S of SUE  
(30cms N-S thick)  
don't know E-W  
30 cms bgs (NE)  
25 cms tall



EX J ✓ 19M/72 1X1 M ext. S. (5.50-6.50 M S of S of OWEN & .70 M W of E of TOMAS to .30 M E of E of TOMAS). 0-25bgs. (SW)  
hazaregus 1 sm. bag.  
shrubs



✓ 19M/73

1 bag  
sheds

P90-30-62  
1X1 M ext S (1.25 - 2.25 M  
S of S of JENNY + 1.50 - 2.50 M  
E of E of Cornerstone VICTOR).  
0 - 30 cms bgs.

✓ 19M/74

4-6-90

1X1 M ext S (1.60 - 2.60 M S  
of S of ELSA + 2.80 - 3.80 M  
E of W of JEFF). 0 - 25 cms bgs  
(SW) no sheds

✓ 19M/75

sheds  
little by regue

1X1 M ext. S (2.60 - 3.60 M  
S of S of ELSA + 2.80 - 3.80 M E  
of W of JEFF). 0 - 45 cms bgs.  
(NW)

✓ 19M/76

Same area as lot 19M/73.  
30 - 45 cms bgs (SE) sheds - 1 bag  
sheds

✓ 19M/77

sheds  
have  
sheds.

~~19M/77~~  
Same area as lot 19M/70.  
20 - 50 cms bgs. (NW)  
clearing timber.

✓ 19M/78

1X1 M ext S (1.23 - 2.25 M S  
of S of JENNY + 1.50 - 1.50  
M E of E of Cornerstone  
VICTOR) 0 - 30 cms bgs.

P98-30-63

AAZ

19M/79

1X1 M (.70 M W OF E OF  
TOMAS TO .30 M E OF E OF  
TOMAS & 1.70 - 2.70 M S OF  
N OF ELSA).

@ 15 - 45 cms bys  
clearing tumble.

large  
sheds

JAD

19M/80

same area as lot 19M/78.

30 - ~~50~~ cms bys.

45 along JERRY & 30-55  
1 key

sheds  
handles  
fig. hand saw

above  
Electra

(SW)

~~100~~

Edmundo  
Jose

3430 of N over structure 6  
(runs N-S)

✓ 96 E/1

1x1 M (NS)

(0-1 M W)

p90-30-64

1 tiny bag: sherds

quad. 1

looking for a structure - just dirt

4/16

✓ 96 E/2

same area as lot 96 E/1. 20-40 cms bgs (NE)

1 md. bag: sherds, handle, obsidian

quad. 1 / looking for a structure

4/17 ✓ 96 E/3

Same area as lot 19 E/2. 40-60 cms  
bgs (NEC). quad. 1

looking for a structure - just dirt, 2 stones  
white rock (like obsid?)

sherds  
obsidian

✓ 96 E/4

1x1 M ext N (2-2 M N of Ø). 0-20  
cms bgs (NEC). Quad. 2.

sherds - tiny bag dirt, ~~no stone~~

✓ 96 E/5

Same area as lot 96 E/4. 20-40  
cms bgs (NEC). Quad 2.

Sherds - 1 bag

✓ 96 E/6

Same area as lot 96 E/5. 40-60 (NEC)  
cms bgs. Quad 2

Sherds, metate leg. 1 stone, dirt  
fig. nose, obsidian.

✓ 96 E/7.

1x1 M (2-3 M N of Ø). 0-20 cms (NEC)  
bgs. Quad 3.  
sherds  
obsidian

1170 from N  
(runs E-W)

over structure 8

Mannel & Jesus

p90-30-65

✓ 96 F/1

1X1 M (E-W). (D-1 M E). 0-20 cms bgs (NW)

4/16

1 tiny bag: sherds looking for a structure?  
quad 1 just dirt

✓ 96 F/2

Same area as lot 96 F/1. 20-40 bgs (NW)  
looking for a structure! just dirt  
quad 1 1 sm. bag: sherds, obsid.

4/17

✓ 96 F/3

Same area as lot 96 F/2. 40-60 bgs (NWC)  
quad 1. Since we're finding sherds, we'll  
go another 20 cms before heading E.

1 bag: sherds, obsidian soil is a warmer brown  
w/ red + orange specs occasionally  
very dry

✓ 96 F/4

1X1 M ext E (1-2 M E of D). Quad 2.  
0-20 cms bgs. (NWC)

1 tiny bag - sherds no stones, just dirt

✓ 96 F/5

Quad 2. 20-40 cms bgs. (NWC)  
few sherds, obsid.  
1 tiny bag

✓ 96 F/6

Quad 2. 40-60 (NWC) cms bgs. Quad 2  
sherds  
obsidian

✓ 96 F/7

1X1 M ext E (2-3 M E of D)  
Quad 3. 0-20 cms bgs (NWC).  
sherds - 1 bag no stone

✓ 96 F/8

same area.

20-40

sherds, some tumble

1810 ac N <sup>Vanega</sup> Jose & Andres  
over-structure 1 (runs N-S)  
✓96A/1

P90-30-66

1x1 M (<sup>NS</sup> ~~SW~~). ~~(0-20 M E)~~. 0-20 cms bgs. (NWL)

1.3-1.4 M W of  $\emptyset$  = quadrant 14

1 sherd! lots of stone - we're leaving them

4-16  
✓96A/2

1x1 M (<sup>NS</sup> ~~SW~~).  $\emptyset$  - 1 M W = quad. 1. 0-20 bgs. (NWL)

looking for a structure, no stone yet

sherds - med bag.

✓96A/3

same area as lot 96A/2. Quad 1.  
20-40 <sup>(NWL)</sup> cms bgs. looking for structure  
sherds, obsidian - 1 bag

✓96A/4

Same area as lot 96A/3. Quad 1.  
40-60 cms bgs (NWL)  
larger sherds (3"x3" @).  
obsid., sherds - 1 bag.

✓96A/5

1x1 M (1-2 M N of  $\emptyset$ ). 0-20 cms  
bgs (NWL). Quad. 2.  
sherds

✓96A/6

Same area as 96A/5.  
20-40 cms bgs Quad 2. (NWL)  
sherds, obsidian, clear quartz-like rock  
3 stones, bajazque <sup>chunks</sup>, sherds, obsidian.

✓96A/7

Same area as 96A/6.  
40-60 cms bgs (NWL) Quad 2.  
bajazque chunks, sherds.  
no stone!

4-17

P90-30-67

✓ 96 E/7 1x1 M (2-3 M N of D).

~~Same area as lot 96 E/7. 0-20~~  
cms bgs (NEC). Quad 3  
shards, obsid. - 1 bag  
all dirt - no stone yet.

✓ 96 E/8 Same area as lot 96 E/7. 20-40.  
Quad 3.

snail shell, shard, shards  
no stone, just dirt

✓ 96 E/9 Same area as lot 96 E/8. Quad 3.  
40-60 cms bgs. Quad 3  
pink rock no stone!  
shards  
obsidian

4-18

✓ 96 E/10 1x1 M (3-4 M N of D) Quad 4  
0-20 cms bgs (NEC).  
snail shell, shards - no stone!

✓ 96 E/11 Same area as previous lot. Quad 4  
20-40 cms bgs (NEC).  
small bags III took out 2 stones  
obsidian, shards

✓ 96 E/12 Same area as lot 96 E/11. Quad 4.  
40-60 cms bgs (NEC).  
small bags III shards, obsidian  
1- flagged flat head and head chert

96F/9

p90-30-68

same area as lot 96F/8. Quad 3  
40-60 cms bgs (NWC)

small bags 11

took out 2 stores

we might have part of a wall

✓ 96F/10

1x1 M ext. E (3-4 M E of Ø). Quad 4

small bags 11

0-30 cms bgs (NWC)

sheds, obsidian-like rock,

1x.50 (3-3.50 M E of Ø + 0-1 M S of Ø)

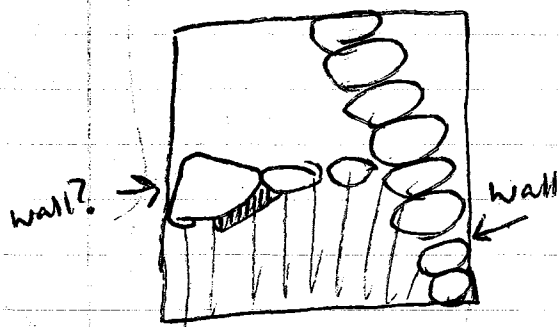
✓ 96F/11

~~same area as lot 96F/10. 30-60 bgs.~~

sheds, layneque, obsid.

we have a wall

1 sm bag



a little flat surface of layneque  
under rock: ~~under rock~~

✓ 96F/12

same area as lot 96F/11, 60-70  
cms bgs. looking to follow layneque  
surface - found nothing more.

no sheds

✓ 96F/13

@ .50 x .50 M (@ Ø - .50 M S of Ø +  
3.50-4 M E of Ø). see Quad 4.

no sheds.

96F/14

1x1 M ext E (4-5 M E of Ø). of 20.

P40-30-69

✓ 96A/8

1X1 M (2-3 M N of D). Quad 3.

0-20 cms bgs (NWC).

1 small bag - sherds.

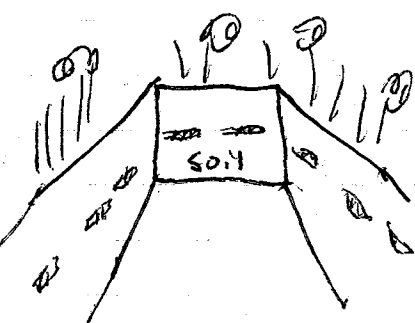
✓ 96A/9

Same area as lot 96A/8. Quad 3.

20-35 cms bgs (NWC).

we see a broken line of bajareque at about the same level all around the pit. We'll stop just above it for a better look - floor?

- obsidian, • sherds, • pot leg, small bags etc
- unfinished donut stone
- bajareque bed extending full length of lot



✓ 96A/10

1X1 M ext N (3-4 M N of D). Quad 4.

0-20 cms bgs (NWC).

we've left bajareque bed & continue N. bajareques, sherds, white chalky rock  
Obsidian 1 bg.

✓ 96A/11

Same area as lot 96A/10.

Quad 4. 20-40 cms bgs (NWC)

1 bag sherds

bajareque bed doesn't continue

✓ 96A/12

Same area as lot 96A/11.

40-60 cms bgs

possible wall: going down to find base if there is one. - more found

1 small bag: sherds

✓ 96A/13

1X1 M ext. N (4-5 M N of D). Quad 5.

0-10 cms bgs (NWC). following possible wall



18 = 10 ÷ 180

135 18 5"9"

✓ 96E/13

1X1 M ext N (4-5 M N of B).  
Quad 5. 0-20 cms bgs (NEC).  
bgs. @ 6 snail shells, shreds  
1 small bag.

✓ 96E/14

Same area as lot 96E/13.  
Quad 5. 20-40 cms bgs (NEC).  
sm. bgs III snail shells, obsidian, shreds

✓ 96E/15

Same area as lot 96E/14. Quad 5  
40-60 cms bgs (NEC).  
we have a wall running N-S!  
bgs: 1 shreds, <sup>nice</sup> pot leg, obsidian  
flagged - next to pot leg.

✓ 96E/16

1X1 M ext N (5-6 M N of B). Quad 6  
0-20 cms bgs (NEC).  
following out wall (Grover: measurements  
later). 1 small bag: shreds

✓ 96E/17

Same area as lot 96E/16. 20-40  
cms bgs (NEC). Quad 6  
removing tumble & following a wall.  
1 bag - shreds, obsidian.

✓ 96E/18

Same area as lot 96E/17. 40-60  
cms bgs. no more tumble - following  
wall.

Hayneque in soil bgs.  
spotted at 60 cms 1 bag:

shreds, obsid., hayneque chunks, chalk rock  
~~obsidian, etc~~

✓ 96E/19

Same area as lot 96E/18. Quad 6  
60-62 cms bgs. looking for possible hayneque  
bed - just a thin layer unevenly distributed

✓ 96 G/1

1x1 M (0-1 M E of Ø). 0-20 cms  
bgs (NWC). looking for structures

we're on top of rock. 1 small bag: sheds  
obsidian

✓ 96 G/2

1x1 M ext <sup>W</sup> (0-1 M W of Ø).  
0-20 cms bgs (NWC). moving  
back 1 M in search of beginning of  
rock ~~where~~ 1 small bag - sheds

✓ 96 G/3

same area as lot 96 G/2.

20-40 cms bgs (NWC). We're going

1 sm bag: sheds

down & will then move forward to  
determine what stones in lot 96 G/1 are.

✓ 96 G/4

same area as lot 96 G/1. 20-40

cms bgs (NWC). clearing tumble.

1 tiny bag: sheds

possible beginning of wall

✓ 96 G/5

1x1 M ext E (1-2 M E of Ø).

0-20 cms bgs (NWC).

1 tiny bag: sheds

✓ 96 G/6

1x1 M ext E (2-3 M E of Ø).

0-20 cms bgs (NWC).

following wall. 1 tiny bag - sheds

✓ 96 G/7

1x1 M ext (3-4 M E of Ø)

0-15 cms bgs

sheds - 1 tiny bag

✓ 96 G/8

1x1 M M (1.25-2.25 M E of Ø).

30-45 cms bgs (NWC)

sheds, key-refuge

✓ 96A/14

1X1 M ext N (5-6 M N of Ø). Quad 6  
0-10 cms bgs (NWC).

a lot of tumble in prev. lot & we  
don't know whether to leave it or not  
so we're moving forward to get a better  
idea of what it is - wall or tumble?

2 sherds, much tumble

✓ 96A/15

2X1 M (same area as lots 96A/14 &  
96A/13). 10 - 30 cms bgs (NWC).

clearing tumble. 1 small bag: sherds, bgs.

✓ 96A/16

1X1 M ext N (6-7 M N of Ø). Quad 7  
0-20 cms bgs (NWC).

sherds, bgs, figurine - 1 bag

✓ 96A/17

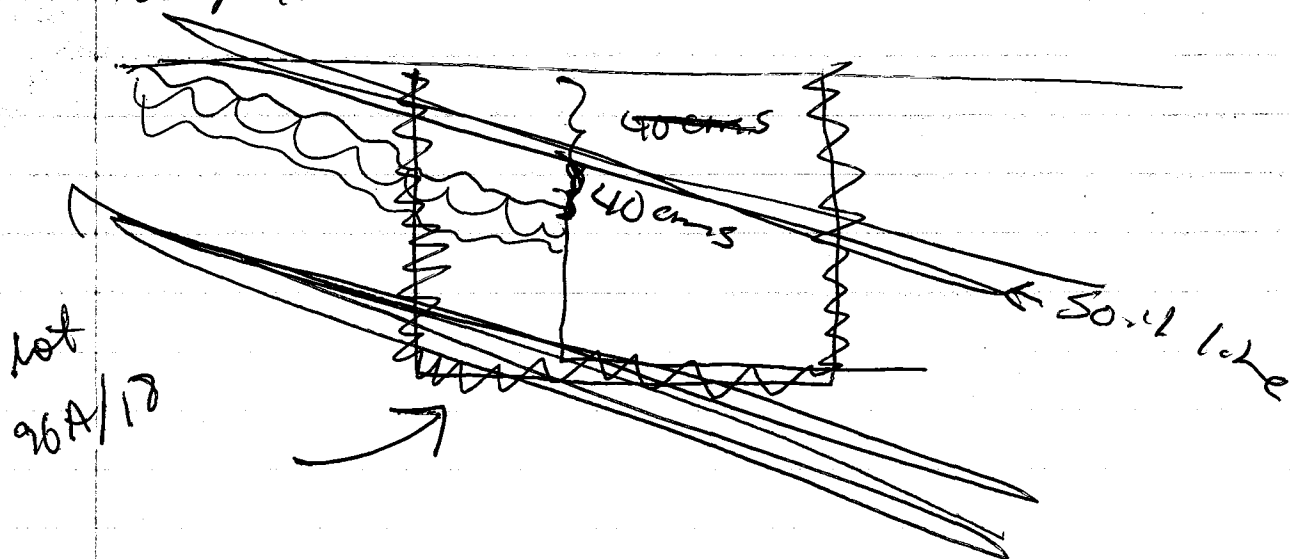
1X1 M ext N (7-8 M N of Ø). Quad 8.  
0-20 cms bgs (NWC). sherds, sherd,

✓ 96A/18

1X.40 M (4-4.40 M N of Ø & 0-1 M W  
of Ø). 40 - 65 cms bgs

1 bag: sherds, obsid.

looking for wall - we may have one so  
we're going down lower to see if it's  
deeper.



✓ 96E/20

~~96E/20~~ 1x1 M ext N (6-7 M N of  $\emptyset$ ). Quad 7.

0-20 cms bgs (NEC). - 1 bag: sherds

✓ 96E/21

same area. 20-40 cms bgs (NEC). obsid. fragment on right rock

shards obsidian bajareque - 1 bag

✓ 96E/22

same area. 40-60 cms bgs (NEC)

following out wall

shards, broken stamp, bajareque - 1 bag

✓ 96E/23

1x1 M ext N (7-8 M N of  $\emptyset$ ). Quad 8.

0-20 cms bgs (NEC).

cont.  
next  
pg.

wall: GROVER: 3.20 M (N-S) (3.35-6.55 M N of  $\emptyset$ ).

extends @ .25 M W of E trench wall

(i.e. 0-.25 M W of ETW - don't know how far E of  $\emptyset$ ).

GROVER is not on a flat surface - it starts

~~using a line level~~

~~line level is at 3th M mark N of  $\emptyset$  on ground~~

~~5th M mark: ground surface is 4cm below~~

~~5th M mark:~~

~~4th M mark: 5M~~

~~7M~~

~~ON~~

~~1~~

~~4M~~

~~3M~~

~~2M~~

~~1M~~

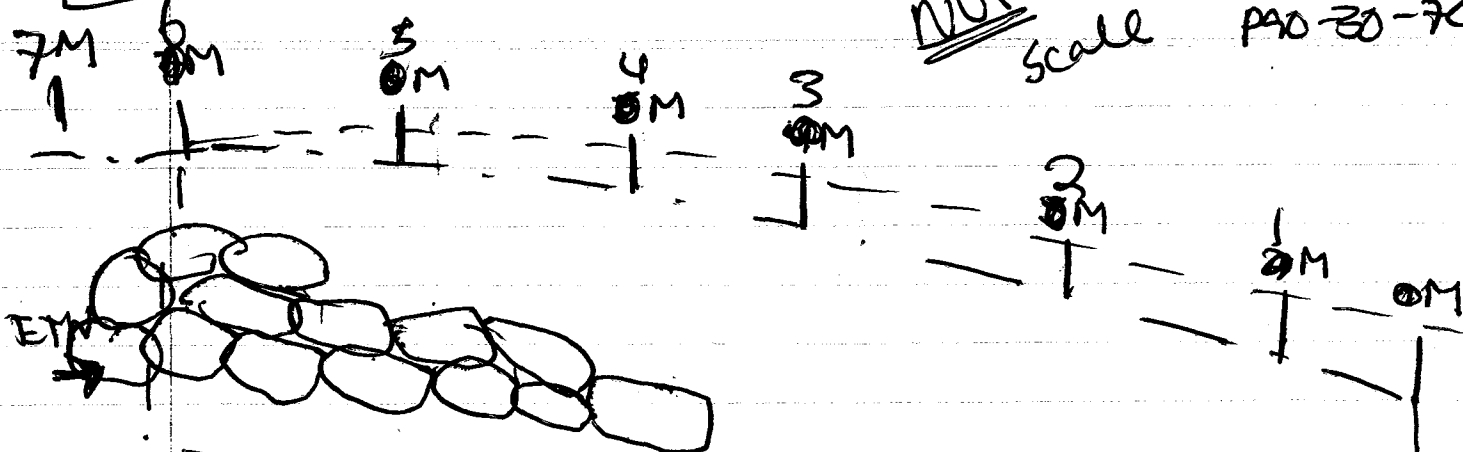
ETW  $\rightarrow$

see next page!

AE/23 COST

NOT to  
scale

PAO-30-74



From G.S. of Stake 7 to -  
G.S. of stake 6 : 5# cms  
top of GROVER : 15 cms  
bottom of GROVER : 52 cms  
G.S. of stake 5 : 8 cms  
top of GROVER : 38 cms  
bottom of GROVER : 64 cms  
G.S. of Stake 4 : 12 cms  
top of GROVER : 42 cms  
bottom of GROVER : 62 cms  
G.S. of Stake 3 : 16 cms

~~top of GROVER :  
bottom of GROVER :  
G.S. of Stake 2 :  
top of GROVER :  
bottom of GROVER :  
G.S. of Stake 1 :  
top of GROVER :  
bottom of GROVER :~~

✓ 96 G/9

1x 60 M ~~ext~~ (2.25 - 2.85 M  
E of Ø). 30 - 60 cms bgs (NWC)  
sherds, bajareque, sherd. - 1 bag (sm).

✓ 96 G/10

1x 1 M ext E (4-5 M E of Ø).  
0 - @ 5-10 cms bgs (NWC) (much tumble)  
following out wall/plot form.

✓ 96 G/11

1 tiny bag  
1x 1 M ext E (5-6 M E of Ø).  
0 - 25 cms bgs (NWC)  
little tumble - <sup>ROSH</sup> dirt at 25 bgs.  
1 sm bag - sherds

✓ 96 G/12

1x 1 M ext E (6-7 M E of Ø).  
0 - 15 cms bgs (NWC) 1 sm bag  
cont. Mm.

✓ 96 G/13

1x 1 M ext E (7-8 M E of Ø).  
0 - 20 cms bgs (NWC) 1 sm bag  
sherds bajareque

✓ 96 G/14

1x 1 M ext E (8-9 M E of Ø).  
0 - 20 cms bgs (NWC) sherds: 1 bag  
few stones - much dirt bajareque  
sherd.

✓ 96 G/15

1x 1 M ext E (9-10 M E of Ø).  
0 - 20 cms bgs (NWC).  
sherds, bajareque

✓ 96 G/16

1x 50 M (9.50 - 10 M E of Ø).  
20 - 40 cms bgs (NWC).  
1 bag: sherds, bajareque

✓ 96A/19

p90-30-76

1 X. 50 M (7-7.50 M N of Ø).

25-50 cms bgs (NWC)

looking for possible wall - line was false,  
but there may be a stone floor at  
50 cms bgs. 8 sherds - 1 bag

✓ 96A/20

1 X. 40 M (6.60 - 7 M N of Ø).

25-50 cms bgs (NWC).

sherds - 1 sm bag

removing tumble - no wall  
is visible, some stones on floor  
(floor??).

✓ 96A/21

55 X. 30 M (.45 - 1 M W of Ø &

6.30 - 6.60 M N of Ø). 25-50 bgs

following a line - possible wall.

This may however be fill, so we'll  
only cut in a little to see if edges  
of wall (if it is one at all?) exist.

visible  
line



what we'll remove

few sherds - 1 tiny bag

too much dirt & not enough stone to  
be fill.

96A/22

✓ 96A/22

30 X. 40 M (.50 - .80 M W of Ø &

6 - 6.40 M N of Ø) 25-50 bgs

1 sm bag: sherds, pig's nest rock

1/10

77  
p90-30-~~28~~

✓ 96E/24 same area as lot 96E/23  
20-40 cms bgs (NEC). Quad 8  
1 bag: sheds, obsid, smooth pit rock, little bayneque

✓ 96E/25 same area. 40-60 cms bgs (NEC) Quad 8  
obsidian, sheds, bayneque  
1 ~~bag~~ bag

✓ 96E/26 1x1 M ext. N (8-9 M N of  $\emptyset$ ). 0-20  
cms bgs (NEC). Quad 9.  
1 bag: sheds bayneque  
removed - tumble

✓ 96E/27 same area 96E/26 20-40 cms bgs Quad 9.  
sheds, obsidian (5) - 1 bag

✓ 96E/28 same area as lot 96E/27. 40-60 cms  
bgs (NEC). Quad 9.  
1 bag: sheds, bayneque, chert?

96E/29 ✓ 1x1 M ext N (9-10 M N of  $\emptyset$ ). 0-20 cms  
bgs (NEC). Quad 10 - 1<sup>st</sup> bag: sheds  
possible wall

✓ 96E/30 1x1 M ext N (10-11 M N of  $\emptyset$ ) 0-20  
cms bgs (NEC) Quad 11.  
another possible wall. 1 sm bag: sheds

✓ 96E/31 1x1 M ext N (11-12 M N of  $\emptyset$ ). 0-20  
cms bgs (NEC). Quad 12.  
obsid, sheds, bayneque - 1 bag



✓ 96A/23

P90-30-78

.50 x 1 M (7.50-8. M N of  $\emptyset$ ).

20-30 cms bgs (NWC). 2 sherds  
above poss. tile wall  
4 20-45 cms above  
possible floor  
go down to @ 50 bgs to see if  
med size flat stones continue - possible  
floor.

✓ 96A/24

1 x 1 M ext. N (8-9 M N of  $\emptyset$ ).

0-20 cms bgs (NWC).

sherds - 1 sm bag

cont.  
NWC

✓ 96A/25

1 x 1 M ext N (9-10 M N of  $\emptyset$ ). 0-20  
cms bgs (NWC). 1<sup>st</sup> bag: sherds, bgs

✓ 96A/26

1 x 1 M (8.50-9.50 M N of  $\emptyset$ ). 20-35  
cms bgs (NWC)

1<sup>st</sup> bag: sherds, metate leg, keyhole, sherd.

✓ 96A/27

1 x 1 M ext N (10-11 M N of  $\emptyset$ )

0-20 cms bgs (NWC).

✓ 96A/28

1 x .80 M (10.20-11 M N of  $\emptyset$ ).

20-40 cms bgs (NWC)

all dirt, looking to see if any stone  
further down.

✓ 96A/29

1 x 1 M ext N (11-12 M N of  $\emptyset$ ).

0-20 cms bgs (NWC) - sherds  
1 sm. bag

✓ 96A/30

same area. 20-40

sherds 1 sm bag

✓ 96E/32

1X1 M ext N (12-13 M N of  $\emptyset$ ).

0-20 cms bgs (NEC).

1 bag: shreds

\* metallic blue tiny shard at 20 bgs.  
flagged for name.

✓ 96E/33

1X .90 M (12-13 M N of  $\emptyset$ ).

20-40 cms bgs (NEC).

1 bag: 4 snail shells, shreds, bajareque

✓ 96E/34

1X1 M (11-12 M N of  $\emptyset$ ).

20-40 cms bgs (NEC)

layer, shreds, shards.

✓ 96E/35

1X1 M (10-11 M N of  $\emptyset$ ).

removing tumble. 10-25 cms bgs.

shreds, bajareque chunks w/ straw  
marks in them, decidiansporadic bajareque layer 25 cms bgs  
nearby nt?

✓ 96E/36

1X .50 (10-10.50 M N of  $\emptyset$ )

25-40 cms bgs (NEC).

1 bag: shreds, decidian, bajareque

✓ 96E/37

1X<sup>.35</sup> M (9<sup>.65</sup>-10 M N of  $\emptyset$ )

20-40 cms bgs (NEC)

96E/38

Same area. 40-60 cms bgs (NEC)  
shreds.

p90-30-80

96 G/17

1 X. 50 M (9-9.50 M E of  $\emptyset$ ).  
20-40 cms bgs (NWC).  
sheds, decidua: 1 bag

96 G/18

1 X 1 M (8-9 M E of  $\emptyset$ ). 20-40 cms  
bgs (NWC). coming back in towards  
structure - among tumble.

96 G/19

decid, large sheds (@ 4" x 5")

1 X 50 M (7.50-8 M E of  $\emptyset$ ). 15-35 cms  
bgs (NWC) sheds, lagunague: 1 bag.

BRING TROWELS!!!  
+ Paper for profile!

96 G/20

1 X 1 M (6.30-7.30 M E of  $\emptyset$ ).  
20-40 cms bgs (NWC).  
go down so we can move in.

~~sheds, lagunague~~

96 G/21

1 X. 50 (7.30-7.85 M E of  $\emptyset$ ).

10-25 cms bgs. 1<sup>st</sup> bag: sheds, decid

96 G/22

same area. 25-40 cms bgs (NWC)

1<sup>st</sup> bag - sheds

96 G/23

1 X. 20 M (7.85-8.05 M E of  $\emptyset$ ).

15-30 cms bgs. shed: 1<sup>st</sup> bag  
lagunague

96 G/24

1 X. 30 M (8.05-8.35 M E of  $\emptyset$ ).

10-35 cms bgs (NWC) 1<sup>st</sup> bag: sheds

6.30  
1.40  
2.20

96 G/25

1 X. 40 M (8.70-9.15 M E of  $\emptyset$ ).

10-35 cms bgs (NWC)

1<sup>st</sup> bag: sheds, lagunague

✓ 96A/31 Same area. 40-60 cms lgs.  
going down so we can start  
moving back in again.

✓ 96A/32 1X .80M (10.20-11M N of  $\emptyset$ ).  
40-60 cms lgs.  
1 bag: Sheds  
figurine arm or pipe? - flagged  
obsidian

✓ 96A/33 ~~50~~ X .50M (4.65-5.15M N of  $\emptyset$   
& 0-.50M W of  $\emptyset$ . 25-65 lgs  
1) not sure if we have a wall. There  
are a few stones w/ flat sides fac'g S.  
but! There is a bunch of dirt & sheds  
underneath. I made a little tunnel under the flat  
rocks to see if perhaps the wall was leaning S.  
there might be flat rock underneath further W  
but there are none. I am hesitant to  
remove the "wall" - but it may be nothing.  
So we'll remove 1/2 the wall & go W in the  
hope of finding a wall. If none is found, we  
still have 1/2 of it stand'g.

2) Well! it WAS a wall - we still have 1/2  
of it. The sheds we've found came from  
behind where we think the wall ends.

1 small bag: Sheds, obsidian.

3) Well, now it looks like the wall is  
further back, so we shall proceed to remove  
the rest of the tumble in the next lot.

✓ 96 E/39 1X1 M <sup>ext w</sup> (1-2 M N of Ø & 0-1 M  
W of Ø). 0-20 cms bgs (SEC)

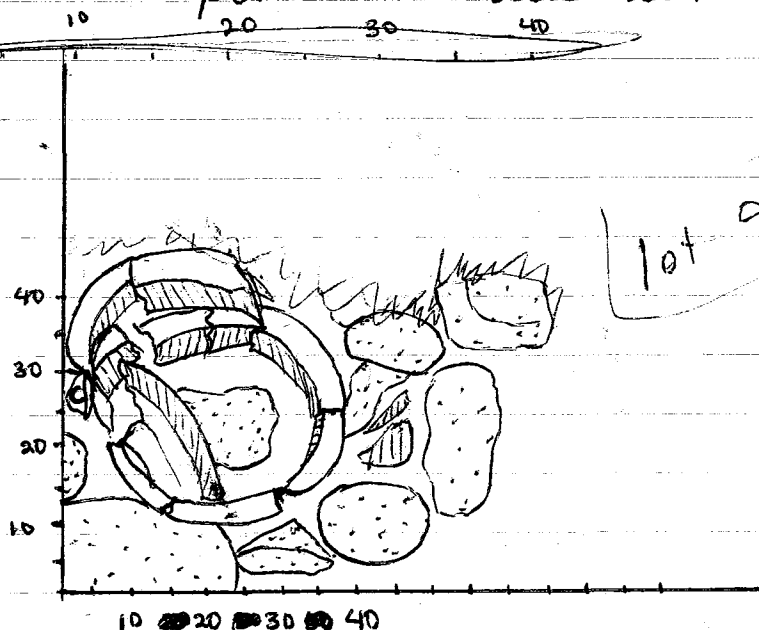
✓ 96 E/40 same area. 20-40 cms bgs (SEC)  
sherds, obsidian: 1 bag

✓ 96 E/41 same area. 40-60 (SEC)  
at 50 cms bgs found 2 small  
chunks of very light-weight, light grey & white  
mottled rock - silky smooth feel: for name  
sherds, bezingues, obsidian

✓ 96 E/42 <sup>ext w</sup> 1X1 M (0-1 M N of Ø & 0-1  
M W of Ø). 0-20 cms bgs (SEC).  
1 sm bag: sherds

✓ 96 E/43 same area. 20-40 cms bgs (SEC)  
more of that light weight, light grey  
rock chunks; obsidian; sherds  
pot!! - in over lot

film  
C90-L-13 1 bag:  
ASA 32  
scale: 21 cms  
facing S-W  
EF (5 & 6?)



lot 96 E/44

1990-30-83

✓ 96A/34

EO X. EO (4.65 - 5.15 M N of  $\emptyset$ ).  
 .50 - 1 M W of  $\emptyset$ . 25-65 cms  
 bgs (NWC). 1 bag: sherds, broken stamp  
 1 pot name (stamp)

✓ 96A/35

1 X. 40 (9.80 - 10.20 M N of  $\emptyset$ )  
 20-60 cms bgs  
 clearing tunnel 1 bag: sherds  
 metal frags.

✓ 96A/36

1 X. 80 M (8.70 - 9.50 M N of  $\emptyset$ )  
 40-60 cms bgs  
 1 small bag - sherds, bajazgus

✓ 96A/37

1 X 1 M ext W (4.60 - 5.60 M N of  $\emptyset$   
 & 1-2 M W of  $\emptyset$ . 0-20 cms bgs (NWC).  
 1 sm bag: sherds (SEC)  
 bajazgus

✓ 96A/38

1 X - 30 M (4.60 - ~~5.60~~ 5.90 M N of  $\emptyset$ ).  
 20-40 cms bgs (NWC)  
 1 sm bag: sherds

✓ 96A/39

1 X 1 M ext W (4.60 - 5.60 M N of  
 $\emptyset$  & 2-3 M W of  $\emptyset$ . 0-20 cms  
 bgs (SEC) & sherds: 1 sm bag.

✓ 96A/40

1 X. 40 M (4.60 - 5.90 M N of  $\emptyset$ ).  
 20-40 cms bgs (SEC) 1 sm bag: sherds

✓ 96A/41

1 X 1 M ext W (4.60 - 5.60 M N of  $\emptyset$   
 & 3-4 M W of  $\emptyset$ . 0-20 cms bgs.  
 sherds, bajazgus

96 G/26

1X. 30 (6-6.30 M E of D).

10-40 cms bgs (NWC).

sherds, bajareque - 1 bag

96 G/27

1X. 40 (5.60-6 M E of D).

15-35 cms bgs (NWC) 15-20 a bdy up  
poss. klp wall

1 small bag: bajareque, sherds

Flagging tape!!

96 G/28

1.50 X 1 M (6-7.50 M E of D).

35-55 cms bgs (NWC)

much dirt - bag removed to get  
better look at possible walls.

1 bag: sherds, bajareque

we have a definite wall, sherds at

55 bgs (2 of them) are lying flat - we

shall go down another 10 cms in next lot.

96 G/29

B lane area. 55-65 cms bgs (NWC).

1 bag: sherds, bajareque

96 G/30

1X. 30 M (7.50-7.80)

40-70 cms bgs (NWC)

sherds, small shell: 1 sm bag

96 G/31

1X. 30 M (7.80-8.10 M E of D).

35-40 ~~0000~~ cms bgs (NWC)

clearing off rocks on wall

1 sherd

✓ 96 E/44

P90-30-85

pot!

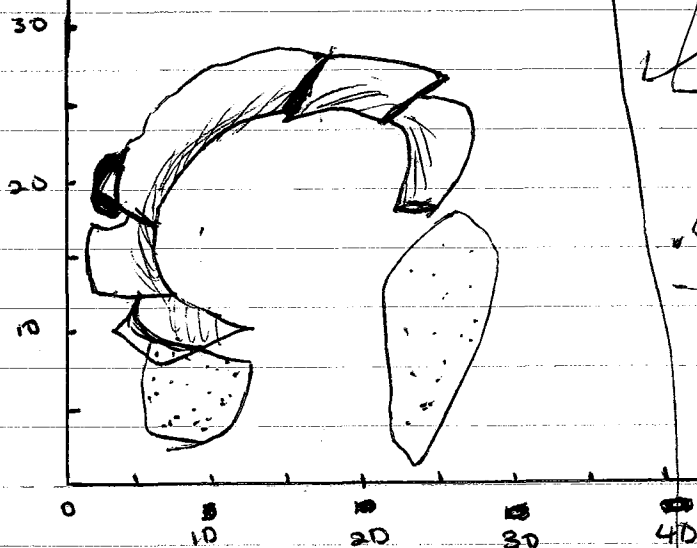
.40 x .35 M (.60 - 1 M N of Ø &  
1.65 - 2 M W of Ø).  
36 - 50 cms bgs (NWL)

33 cms diameter E-W & 37 N-S

2 pots: one smashed on top of other;  
only see rims present - no bottom or  
sides; there's a rock flat-dab in the  
center of the pots - see picture on prev. pg.  
Sherds stand 10 cms high, ~~the top of~~  
~~the pot is~~ on E end & 22 cms high  
on west end (one rim on top of other <sup>see picture</sup>)

✓ 96 E/45

See same as pot 96 E/44.  
40 - 60 cms bgs. (Cont.).



✓ pot 96 E/46

.23 x .20 (.22 -  
.45 M N of Ø & .65  
-.85 M W of Ø).  
45 - 52 cms bgs  
(SWL)

1 pot!

diameter: 19 N-S; 18 E-W

7 cms tall

45 - 52 cms bgs (SWL)

.57 - .75 M W of Ø & .23 - .42 M N of Ø



97° of N

P90-30-86

✓ 96G/32

① - 1X 790

1X 1 M ext S (8-9 M E of Ø)

0-1 M S of Ø. 0-15 cms bgs (SEC)

sheds, schist up hole in center

✓ 96G/33

② - 1X. 50M (9-9.50 M E of Ø)  
0-15 cms bgs (SEC). 1 sm bag: shed

✓ 96G/34

~~1X. 50M (9-9.50 M E of Ø)~~ same area.  
15-30 cms bgs (SEC)

bag, skinning, chalk rock - for writing?  
sheds, obsidian: 1 bag

✓ 96G/35

③ - 1X 1 M ext S (9-9.50 M E of Ø)  
1-2 M S of Ø. 0-20 cms bgs (SEC)  
bejareque, obsid., sheds: 1 bag.


✓ 96G/36

1X. 80 M (8.70 - 9.50 M E of Ø)  
1-2 M S of Ø. 20-30 cms bgs (SEC). sheds, obsid., bags  
1 bag.

✓ 96G/37

1X. 20 M (1-2 M S of Ø & 8.50 - 8.70 M E of Ø). 15-40 cms (NWC)  
1 sm bag: sheds

① looks like a fallen wall - we're cutting back to see if down there



② well, it looks just about the same! we'll leave it for a while.

✓ 96E/45 cont'd

1 bag: sherds, lozengue, obsidian

✓ 96E/47 1x1 M ext W (2-3 M W of ~~o~~ &  
0-1 M N of ~~o~~). 0-20 cms  
bgs (SWC) 1 bag: sherds

✓ 96E/48 Same area. 20-40. (SWC)  
black chert? 1 bag.  
obsid, sherds, lozengue

✓ 96E/49 Same area. 40-60 cms bgs (SWC)  
well preserved figurine foot  
(left foot: @ 4"x4" <sup>carved</sup> ~~some~~ <sup>marks visible</sup>)  
lozengue, obsidian, sherds

✓ 96E/50 1x1 M ext W (1-2 M N of ~~o~~ & 2-3 M  
W of ~~o~~). 0-20 cms bgs (SWC).

1 6m bag: sherds

✓ 96E/51 Same area. 20-40 cms (SWC).  
head or carpool? - for flame  
sherds, obsidian  
right foot & calf! - flagged  
3 bags - 1 for mane




✓ 96E/52 Same area. 40-60 cms bgs (SWC)  
1 bag: sherds, obsidian

✓ 96A/42 1x1 M ext W (5.60 - 6.60 M N of  
 of  $\phi$  & 1-2 M W of  $\phi$ ). 0-20 cms  
 bgs (SWC). pot handle, sherds - 1 <sup>sm</sup> bag.

✓ 96A/43 1x1 M ext W (5.60 - 6.60 M N  
 of  $\phi$  & 2-3 M W of  $\phi$ ). 0-20 cms  
 bgs (SWC). sherds, <sup>metate base</sup> sherd - 1 sm bag.

✓ 96A/44 1x.40 M (2-3 M W of  $\phi$  &  
 5-5.40 M N of  $\phi$ ). 20-40 cms  
 bgs (SWC) 1 sm bag: sherds, obs., vl.

✓ 96A/45 1x.40 M (1-2 M W of  $\phi$  & 5-5.40 M N).  
 20-40 cms bgs (SWC)  
 1 sm bag: sherds



Ed thinks the Left (West)  
 part of wall is  
 further back - so we'll move it back -  
 this is sort of how it looks now.

✓ 96A/46 1x. 50 M (5.40 - 6.40 M N of  $\phi$   
 & 2. 50-3 M W of  $\phi$ ). 25-50 cms  
 bgs (SWC). 1 bag: sherds

✓ 96A/47 1x. 50 M (5.40 - 6.40 M N of  $\phi$  &  
 2-2.50 M W of  $\phi$ ). 25-50 cms  
 bgs (SWC). 1 sm bag: sherds

p90-30-89

✓ 96 G/38

1 X 1 M ext S (7-8 M E of  $\emptyset$  & 0-1 M S of  $\emptyset$ ). 0-25 cms bgs (NWC) 1 bag: sheds

✓ 96 G/39

Same area. 25-50 cms bgs (NWC). 1 small bag: sheds, decidia, hayague

✓ 96 G/40

Same area. 50-65 cms bgs (NWC).

✓ 96 G/41

(7.50 - 8.25 <sup>m</sup> E of  $\emptyset$  & 1-2 m S of  $\emptyset$ ).

1 X. 75 m

0-~~50~~ cms bgs (NWC) - few shed

✓ 96 G/42

1 X. 60 m (6.90 - 7.50 m E of  $\emptyset$  &

1-2 m S of  $\emptyset$ ). 0-20 cms bgs (NWC)

sheds, hayague - 1 sm bag

✓ 96 G/43

Same area. 20-25 cms bgs (NWC).

clear off rocks

1 sm bag: white rock (clay), sheds, hayague

✓ 96 G/44

1 X. 50 m (1.50 - 2 m W of 7-8 m E of  $\emptyset$ ). 25-40 cms bgs (NWC)

1 sm bag: sheds, hayague

✓ 96 G/45

Same area. 40-50 (NWC)

1 bag: sheds, hayague

✓ 96 G/46

Same area. 50-60 cms (SWC) shed, hayague, shed: 1 sm bag

✓ 96 G/47

1 X. 50 m (1.50-2 m W of  $\emptyset$  & 7-8 m E of  $\emptyset$ ). 20-40 (SWC).

1 sm bag: sheds, hayague

✓ 96E/53

P90-30-90

1x1 m ~~exp~~ (2-3 m N of ~~exp~~ & 2-3 m W of ~~exp~~). 0-20 cms bgs (SWC).

1 sm bag: sherds

✓ 96E/54

Same area. 20-40 bgs (SWC)  
sherds, obsidian.

✓ 96E/55

Same area. 40-60 cms bgs (SWC).

obsid. sherds : 2 bags

some kind of figure foot (animal foot?)

✓ 96E/56

1x1 m (3-4 m N of ~~exp~~ & 2-3 m W of ~~exp~~). 0-20 cms bgs (SWC)

1 sm bag: sherds, obsid., blood red rock (small)

✓ 96E/57

Same area. 20-40 (SWC).

1 bag: sherds, obsidian

✓ 96E/58

Same area. 40-60 (SWC).

obsid., sherds: 1 bag

✓ 96E/59

1x1 m ext E (3-4 m N of ~~exp~~ &

0-2 m E of ~~exp~~). 0-20 cms bgs obsid.  
following out GROVER. 1 sm bag: sherds

✓ 96E/60

Same area 20-40 ~~40-60~~ bgs (SWC)

1 bag: sherds, basalt

✓ 96E/61

Same area. 40-60 cms bgs (SWC)

obsid., sherds - 1 bag

✓ 96A/48

P90-30-90

same area as lot 96A/46.  
50-65 cms by 5. 1.5m by: sherds

✓ 96A/49, same area as lot 96A/47.

50-65 cms by 5. 1.5m by: sherds

✓ 96A/50 | 1 X 1 <sup>m</sup> (1-2 MW & 6 <sup>60</sup> ~~70~~ - 7 <sup>60</sup> ~~70~~)  
0-20 cms by 5 (SWC).

sterile lot!

✓ 96A/51 | 1 X 1 m (2-3 m W & 6.60 - 7.60 M  
N of 0. 0-20 cms (SWC)

(at 10 cms: modern pottery! white & blue <sup>porcelain-like</sup>  
1.5m by: sherds

✓ 96A/52 | same area as lot 96A/50. 20-25  
by 5 - clearing off rocks. sherds: 1.5m by  
candle holder? sherds: 1.5m by

✓ 96A/53 | same area as lot 96A/51.  
20-25 by 5 - clearing off rocks.  
1.5m by: sherds

✓ 96A/54 | 1 X 70 m (6.60 - 7.30 m N of 0 <sup>23W45</sup>)  
25-45 cms by 5 (SWC).  
1.5m by: sherds

✓ 96A/55 | same area. 45-60 cms by 5 (SWC)

1.5m by: sherds

✓ 96A/56 | 60 X 30 m (7.30 - 7.60 m N of 0  
& 2.40 - 3 m W of 0). 30-60 cms  
by 5 (SWC).

✓ 96A/57 1 X . 80 m (1.50 - 2 m W of Ø & 6.60 - 7.40 m N of Ø).  
30-60 cms bgs (NWC).

sheds, blood red rock

✓ 96A/58 1 X . 20 m (6-7 m N of Ø & 1.50 - 1.70 m W of Ø). 20-50 cms bgs.  
clearing away dirt in front of wall. (NWC) ↑  
it looks beautiful!  
1 small bag: sheds, decidua

✓ 96A/59 1 X . 50 m (1.70 - 2.20 m W of Ø & 5.40 - 6.40 m N of Ø). 0-30 cms bgs (NWC)  
removing large rocks & tumble to finish  
finishing wall  
1 sm bag: sheds,

✓ 96A/60 1 X 1 m (2-3 m W of Ø & 7.55 - 8.55 m N of Ø). 0-20 cms bgs (NWC).  
sheds, decid: 1 sm bag.

✓ 96A/61 1 X . 60 m (2.40 - 3 m W of Ø & 7.55 - 8.55 m N of Ø). 20-35 cms bgs (NWC).  
1 sm bag: sheds, decid, mano frag.

✓ 96A/62 1 X . 60 m (2.40 - 3 m W of Ø & 8.55 to 9.55 m N of Ø). 0-20 cms bgs (NWC).  
~~1 sm bag: sheds, decid, mano frag.~~

✓ 96A/63 1 X . 40 m (2-2.40 m W of Ø & 8.55 - 9.55 m N of Ø). 20-40 cms (NWC).  
we might have a corner-clearing tumble.  
decid, sheds - 1 tiny bag

✓ 96G/48 Same area as lot 96G/47. 40-60 cms bgs (SWC), sheds, debris: 1 sm bag.

✓ 96G/49 1X1m (6.90-7.90m E of Ø & 2-3 m S of Ø). 0-~~20~~<sup>5</sup> cms bgs (SWC). sheds: 1 sm bag. bayouque, debris

✓ 96G/50 1X.20m (0-1m S of Ø & 8.65-8.85m E of Ø). 0-40 cms bgs clearing off tumble from wall. 1 tiny bag: sheds

✓ 96G/51 1X.20m (1-2m S of Ø & 8.65-8.85m E of Ø). 0-40 cms bgs. clearing off tumble. 1 sm bag: sheds, debris.

✓ 96G/52 1X1m (2-3m S of Ø & 8.50-9.50m E of Ø). 0-20 cms bgs (SEC).

✓ 96G/53 Same area. ~~40-60~~<sup>20-40</sup> (SEC). sheds, man, pot leg. : 1 bag.

✓ 96G/54 1X1m (3-4m S of Ø & 8.50-9.50m E of Ø) 0-20 cms bgs (SEC).

✓ 96G/55 Same area. ~~40-60~~<sup>20-40</sup> (SEC). broken man, fig. face, bayouque, sheds - 1 bag.

✓ 96G/56 1X1m (8.50-9.50m E of Ø & 5-6 m N of Ø). 40-60 cms bgs (NEC). looking to see if wall goes further down.



✓ 96E/62 1X1 m<sup>E</sup> (3-4 m N of  $\emptyset$  + 2-3 m E of  $\emptyset$ ).  
0-20 cms bgs. 1 sm bag: sherds

✓ 96E/63 Same area. 20-40 cms bgs.  
1 sm bag: sherds

~~96E/64~~ ~~Same area 40-60 cms bgs.~~

✓ 96E/64 1X1 m ext E (3-4 m N of  $\emptyset$  + 3-4 m E of  $\emptyset$ ). 0-20 cms bgs.

Same lot! ↓ 1 sm bag: sherds, lazarene ↓

✓ 96E/65 Same area 0-20 cms (SWC).  
1 bag: <sup>broken</sup>metate, sherds, lazarene  
(lot 96E/65 doesn't exist!)

~~96E/66~~ ~~Same area 20-40 cms (SWC)~~

✓ 96E/66 1X1 m ext E (~~3-4~~ 3-4 m N of  $\emptyset$  + 4-5 m E of  $\emptyset$ ). 0-20 cms bgs (SWC)

✓ 96E/67 1X1 m ext E (3-4 m N of  $\emptyset$  + 5-6 m E of  $\emptyset$ ). 0-10 cms bgs (SWC).

✓ 96E/68 1X1 m ext E (3-4 m N of  $\emptyset$  + 6-7 m E of  $\emptyset$ ). 0-20 cms bgs (SWC).  
large sherds, lazarene chunk - 1 bag.

✓ 96E/69 1X1 m ext E (3-4 m N of  $\emptyset$  + 7-8 m E of  $\emptyset$ ). 0-20 cms bgs (SWC).  
1 sm bag: sherds

✓ 96E/70 Same area 20-40 cms (SWC).  
sherds, sherds, lazarene - 1 bag.

p90-30-95

✓ 96A/64 1x1 m (7.55-8.55 m N of Ø & 1-2 m W of Ø). 0-20 cms (NWC).  
Obsidian

✓ 96A/65 1x1 m (8.55-9.55 m N of Ø & 1-2 m W of Ø). 0-20 cms (NWC).

✓ 96A/66 Same area. 20-40 cms (NWC)  
\* big pigment rock (@ 5" x 5")  
white chalk rock in mano stage  
sherds  
figurine headless & left eye  
broken stamp

\* 1 bag  
flagged!

✓ 96A/67 .25 x .25 m (8.30-8.55 m N of Ø & 1.35-1.60 m W of Ø). 20-50 bgs.  
looking to see if wall is deeper back.  
1 sm bag: sherds

96A/68 Same area as lot 96A/66. 20-40 cms bgs (NWC). following another possible wall or floor.  
sherds, sherd w/ eroded glyph like carving on outside  
obsidian & 1/2 a mano  
\* 1 sm bag: flagged

96A/69 1x1 m (9.70-10.70 m N of Ø & 1-2 m W of Ø). 0-20 cms bgs (NWC).  
1 sm bag: sherds, bajareque, bone, nail shell

96G/57

50 X 50 m (8-8.50 m E of Ø &  
3.50-4 m N of Ø). 0-20 cms  
no sherds - empty lot

✓ 96G/58

Same area. 30-40 cms bgs (NWC)  
sherds - 1 sm bag.

✓ 96G/59

1 X 50 m (8-8.50 m E of Ø & 4-5 m N of Ø).  
0-20 cms bgs (NWC)

96G/60

1 sm bag: little baginque sherds  
Same area. 20-30 (NWC).

✓ 96G/61

1 sm bag: sherds, pot leg  
1. 50 X 50 m (8-8.50 m E of Ø &  
2-3.50 m N of Ø). 0-20 cms bgs (NWC).  
empty lot

✓ 96G/62

1 X 1 m exts (~~7.50-8.00~~) (7.0-8.0 m  
E of Ø & 4-5 m S of Ø). 0-20 (NWC).

✓ 96G/63

1 sm bag: sherds  
Same area. 20-30 (NWC).

✓ 96G/64

sherds: 1 sm bag  
1 X 1 m (7-8 m E of Ø & 3-4 m S of Ø).  
0-20 cms bgs (NWC).  
sherds, baginque - 1 sm bag.

✓ 96G/65

Same area as lot 96G/64, 62.  
20-~~30~~<sup>25</sup> cms bgs (NWC)  
clean dirt & a few rocks off.  
dirt, sherds - 1 sm bag.

96G/66

1. 50 X 1. 50 (2.50-4 m S of Ø  
& 7-8.50 m N of Ø). ~~30~~<sup>25</sup> - 40 bgs  
25  
NWC: sherds, dirt

96E/71

Same area. 40-60 (SWC)  
obsidian, sherds, bajareque - 1 bag  
floor!

96E/72

Same area as lot 96E/68.  
10-30 cms bgs.

1 bag: sherds, obsidian.

✓ 96E/73

Same area as lot 96E/72. 30-50  
cms bgs (SWC).

1 bag: sherds, obsidian

✓ 96E/74

Same area as lot 96E/73.

50-60 cms bgs (SWC)

1 sm bag: sherds

✓ 96E/75

1X. 50m (5.50-6m E of Ø to 3-4m N  
of Ø). 10-30 cms bgs (SWC).

broken whistle, sherds, obsidian

✓ 96E/76

Same area. 30-50 (SWC).

Carbon sample: 53 cms bgs (SWC)

10x10 cms in diameter

(3.06-3.16m N of Ø to 5.50-5.60m

E of Ø). Hunt wood, hunt rock,

much hunt dirt - few rocks around, ~~some~~

surrounded by a few sherds (some burned).

sherds, bajareque, 1/2 a flat mano. : 1 bag.

96E/77

Same area. 50-60 (SWC).

1 sm bag: sherds

96E/78

Same area. 60-70 (SWC).

1 tiny bag: sherds

✓ 96E/79

1X. 50m (5-5.50m E of Ø to

3-4m N of Ø). 10-30 (SWC)

flagged → 1 sm bag: sherds, bajareque, and w/appiqua

✓ 96A/70 Same area as lot 96A/69.  
20-40 cms bgs (NWC).

1 bag: Obsidian, shreds, bayareque, shell  
✓ 96A/71 1 X. 60 (10. 10-10.70 m N of ~~Ø~~ & 1-2 m W of ~~Ø~~). 40-~~50~~<sup>55</sup> cms bgs (NWC).

1 bag: chert, obsidian, black chert?, shreds

✓ 96A/72 <sup>bayareque</sup> 1 X 1 m (~~Ø~~ ~~lot 44~~) (9.70-10.70 m N of ~~Ø~~ & 2-3 m W of ~~Ø~~). 0-20 (NWC)  
1 small bag: shreds, snail shell

✓ 96A/73 Same area as lot 96A/72. 20-40 cms bgs (NWC). <sup>a lot of</sup> bayareque, shreds - 1 sm bag

✓ 96A/74 1 X 1 m (9-10 m N of ~~Ø~~ & 3-4 m W of ~~Ø~~). 0-20 cms bgs (NWC).  
following a wall

1 sm bag: shreds, modern ceramic! (white porcelain?)

✓ 96A/75 1 X. 50 m (9-10 m N of ~~Ø~~ & 3-3.50 m W of ~~Ø~~). 20-30 cms bgs (NWC).  
chert, shreds: 1 sm bag

✓ 96A/76 1 X. 1 m ext W (9-10 m N of ~~Ø~~ & 4-5 m W of ~~Ø~~). 0-20 cms bgs. (NWC).

✓ 96A/77 Same area. 20-25 (NWC). Clearing off rocks.  
1 sm bag: shreds

96A/78 1 X 1 m ext W (10-11 m N of ~~Ø~~ & ~~30~~<sup>4-5</sup> m W of ~~Ø~~). 0-20 (NWC). 1 sm bag: shreds

✓ 96E/80

Same area. 30-50 cms (SWC).  
Lajareque, sherds: 1 bag.

✓ 96E/81

5 X. 40 (3-3.40 m N of Ø & 5-5.50 m E of Ø). 50-70 cms bgs.  
1 bag: sherds, Lajareque

✓ 96E/82

1 X 1 m (4-5 m E of Ø & 4-5 m N of Ø).  
0-20 cms bgs (SWC).  
1 bag: sherds, Lajareque

✓ 96E/83

Same area. 20-40 cms (SWC)  
sherd, sherds, Lajareque

✓ 96E/84

Same area. 40-60 cms (SWC).  
teeny, weeny steel shavings: — about that big  
very fine powdery white rock  
sherds: 1 sm bag

✓ 96E/85

1 X 1 m ext E (5-6 m E of Ø & 4-5 m N of Ø). 0-20 cms bgs (SWC).  
mano, sherds: 1 bag.

✓ 96E/86

Same area. 20-40 cms bgs (SWC).  
1 bag: sherds  
1 for Mame: ceramic something! VCO

✓ 96E/87

1 X. 70 (~~4-5~~ <sup>4-5</sup> m <sup>N</sup> of Ø & 5-5.70 m E of Ø). 40-60 cms bgs (SWC)  
figurine animal head  
sherds

✓ 96G/67 1X1m ext <sup>S</sup> (2.50-3.50m E of  $\emptyset$  & 0-1 m S of  $\emptyset$ ). 0-20 cms bgs. (SWC)  
1 sm bag: sherds

✓ 96G/68 1X1m ext <sup>S</sup> (2.50-3.50m E of  $\emptyset$  & 1-2m S of  $\emptyset$ ). 0-20 cms bgs. (SWC)  
1 sm bag: sherds, bajareque

✓ 96G/69 1X1m ext <sup>S</sup> (2.50-3.50m E of  $\emptyset$  & 2-3m S of  $\emptyset$ ). 0-10 cms bgs (SWC)  
1 sm bag: sherds, obsidian, metal

✓ 96G/70 1X1m ex <sup>S</sup> (1.50-2.50m E of  $\emptyset$  & 0-1m S of  $\emptyset$ ). 0-20 (SWC).  
1 sm bag: sherds

✓ 96G/71 Same area. 20-40 (SWC)  
WALLS!!! 1 small bag: sherds, obsid. bgs.

~~DO NOT:~~

JOCOTA (E-W): (3-5.40 m E of  $\emptyset$ )

side ~~part~~ of a platform, so must give N-S measurement  
@ 10 cms tall, top of which begins at @ 10 cms bgs  
(10-20 cms bgs) ~~top of platform~~

(N side of JOCOTA is situated 2.15 m N of  $\emptyset$ ).

PERA (N-S) still partially unrevealed, this is what I know:

3.15 - 3.30m E of  $\emptyset$  & begins at 2.15 m N of  $\emptyset$  & runs S (don't know yet how far).

→ to JOCOTA.

stands 15 cms high (from 40-55 cms bgs - ~~also~~ i.e. begins 30 cms below top of JOCOTA).

✓ 96A/79.

Same area as lot 96A/78.  
20-40 cms bgs (NWC)  
sherds: 1 bag.

✓ 96A/80

1X1 m (2-3 m W of Ø to 10-11 m N of Ø). 0-20 cms bgs (NWC). 1 sm bag: sherds, bryozoa

✓ 96A/81

Same area. 20-40 bgs (NWC).

✓ 96A/82

2 small bags - sherds, vessel foot

1X1 m (1-2 m W of Ø to 10-11 m N of Ø). 0-20 cms bgs (NWC). 1 sm bag: sherds, bryozoa.

✓ 96A/83

Same area. 20-40 cms bgs (NWC).

2 sm bag - sherds, bryozoa, nail shells  
small bryozoa bed (@ 50x20 cms)

✓ 96A/84

1X1 m (9-10 m N of Ø to 2-3 m W of Ø). 40-60 cms bgs

broken mano, sherds: 3 sm bgs, ~~sherds~~  
sherds lying flat

✓ 96A/85

1X1 m (10-11 m N of Ø to 3-4 m W of Ø). 0-20 cms bgs (NWC).

1 small bag: sherds

✓ 96A/86

Same area. 20-25 cms bgs (NWC).  
clearly dirt for rocks.

✓ 96A/87

1X1 m (11-12 m N of Ø to 4-5 m W of Ø).  
0-20 bgs (NWC). 1 sm bag: sherds

✓ 96A/88

Same area. 20-30 cms bgs (NWC).

oxidized, sherds - 1 sm bag.

✓ 96A/89

~~Same area as lots~~  
96A/88, 85, ~~88~~. clearly terrible. going  
down to 45 cms bgs (NWC).  
1 bag: sherds



✓ 96E/88

1X1 m (4-5 m E of Ø &amp; 5-6 m N of Ø).

0-20 cms bgs (SWC). sherds, obsid: 1 bag

✓ 96E/89

Same area. 20-40 (SWC)

broken mano, sherds - 1 sm. bag.

✓ 96E/90

1X. 40 m (5-5.40 m N of Ø &amp; 4-5 m E of Ø). 40-60 cms bgs (SWC).

bayareque, sherds

✓ 96E/91

Same area. 60-70 cms bgs (SWC).

sherds, obsidian: 1 small bag

✓ 96E/92

1X1 m (5-6 m N of Ø &amp; 5-6 m E of Ø). 0-20 cms bgs (SWC).

1 sm. bag: broken mano, sherds

✓ 96E/93

Same area. 20-40 cms bgs (SWC).

1 sm bag: sherds, obsid.

✓ 96E/94

Same area. 40-60 cms bgs (SWC).

1 sm bag: sherds

✓ 96E/95

1X1 m (5-6 m E of Ø &amp; 6-7 m N of Ø). 0-20 bgs (SWC).

~~2 small bags: sherds, obsid.~~

1 tiny bag: sherds

96E/96

1X1 m (5-6 m E of Ø &amp; 7-8 m N of Ø). 0-20 cms bgs (SWC).

~~sherds, obsid.~~ 1 sm bag: sherds, bayar.

Same area. 40-60 bgs P90-30-103  
✓ 96G/71B 1 bay. sheds, obs. obs.

SANDIA (N-S): ⊥ to JOCOTA &  
// to PERA & TAMARINDO.

6.20 m E of Ø (i.e. 3.20 E of W of JOCOTA).  
still can't see where it begins or ends (N-S).  
80 cms tall (10-90 cms bgs).

TUMBO (N-S): @ 75 cms tall (some parts shorter)  
~~0-75 cms bgs~~ 0-75 cms bgs

W side of TUMBO is 180 cms E of E of SANDIA.  
TUMBO is the W side of TUMBO/LIMÓN (fat wall).  
TUMBO/LIMÓN is 75 cms thick (E-W).

LIMÓN (N-S): 50 cms tall (10-60 cms bgs).

E side of LIMÓN is 255 cms E of E of SANDIA.  
LIMÓN is the W side of LIMÓN/TUMBO (fat wall).  
LIMÓN/TUMBO is 75 cms thick (E-W).  
LIMÓN runs 260 cms S of Ø & still don't know  
how far N b/c of soil

PLATANO (E-W): ⊥ to TUMBO/LIMÓN  
30 cms tall (25-55 cms bgs).

part of a plat form, S of PLATANO begins  
295 cms S of Ø (PLATANO & LIMÓN make corner)  
don't know how far ~~PLATANO~~ extends W  
PLATANO's W begins 235 cms E of E of SANDIA.



p90-30-104

✓ 96G/72 1x1 m (1.50 - 2.50 m E of Ø  
1-2 m S of Ø). 0-20 cms  
bgs (SWC).

✓ 96G/73 Same area. 20-40 cms bgs (SWC).  
2 small bgs: sherds, obsidian

✓ 96G/74 1x1 m (1.50 - 2.50 m E of Ø  
2-3 m S of Ø). 0-20 cms bgs (SWC)  
sherds, obsid. - 1 sm bag.

✓ 96G/75 Same area. 20-25 (SWC)  
cleaning rocks.

✓ 96G/76 1x1 m (1.50 - 2.50 m E of Ø  
3-4 m S of Ø). 0-20 cms bgs (SWC)  
sherds - 1 sm bag

✓ 96G/77 1x1 m (1.50 - 2.50 m E of Ø  
4-5 m S of Ø). 0-20 cms bgs (SWC).  
1 small bag: sherds

✓ 96G/78 Same area. 20-30 cms bgs (SWC)  
broken mano, sherds - 1 bag

✓ 96G/79 1x.50 m (1.50 - 2.50 m E of Ø  
5-5.50 m S of Ø). 0-20 cms bgs  
1 sm bag - sherds

✓ 96G/80 Same area. 20-40 (SWC).  
1 sm bag: sherds, bag.

✓ 96E/97

Same area. 20-25 bgs (SWC).

✓ 96E/98

cleaning off rocks. 1 tiny bag: shlds  
1x1 m (5-6 m E of Ø & 8-9 m N of Ø).  
0-25 cms bgs (SWC).

✓ 96E/99

1<sup>st</sup> bag: shlds  
1x1 m (5-6 m E of Ø & 9-10 m N of Ø).  
0-25 cms bgs (SWC).  
no 1 bag: shlds, bayazul

96I/01

✓ 96E/100

1x1 m (5-6 m E of Ø & 10-11 m N of Ø).  
0-25 cms bgs (SWC).  
obsid, shlds, bgs.

96I/02

✓ 96E/101

Same area. 25-40 cms bgs (SWC).  
WALLS! 1 bag: shlds

GROVER (N-S): 3.30 - 6.20 m N of Ø.

part of a platform - so no E-W measurement.

25 cms tall (35-60 cms bgs). E side at 0.80 m E of Ø.

COOKIE (E-W): 15 cms tall (55-70 cms bgs).

0.80 - 2.30 m E of Ø (corner of GROVER/COOKIE)

S side at 3.30 m N of Ø

(no N-S measurement b/c part of a platform).

\* bunch of tumble over Cookie, so it might extend further E than 2.30 m E of Ø.

OSCAR (E-W): 20 cms tall (45-65 cms bgs).

5.10 - 5.70 m E of Ø & 3.40 - 4.0 m N of Ø

96I/03

✓ 96E/102

Same area. 40-60 cms bgs  
1 sm bag: shlds, obsid.

P90-30-106

✓ 96A/90 Same area as lot 96A/80. 40-55 cms bgs (NWC).

1 bag: broken mero, sherds, obs'd.

✓ 96A/91 1x1m ext E (0-1m E of Ø + 4. 50-5.50m N of Ø). 0-20 cms bgs. 15m bag: sherds, bajanque (NWC)

96A/92 1x1m ext E (0-1m E of Ø + 3. 50-4.50m N of Ø). 0-20 cms bgs tiny bag: sherds

— 96A/93 Same area. 20-40. 15m bag: sherds, obs'd.

Walls:

MOTOWN (E-W): <sup>side is</sup> 5 m N of Ø (no thickness N-S b/c part of platform 1.60m W of Ø & can't see how far E it might go (wall) 60 cms tall (25-85 cms bgs).

2nd MMMM (N-S): 5. 20-7.30m N of Ø & W side is 1.60m W of Ø (catch all E-W b/c <sup>thickness</sup> platform) 30 cms tall (20-50 cms bgs).

\* (MMMM + MOTOWN form a corner).

— MUDDA (E-W) N face of MUDDA is .90 m N of S face of MOTOWN.

.45-.65m W of Ø. 20-35 cms bgs (15 cm tall)

✓ 96A/94 1x1m (1-2m E of Ø + 4. 50-5.50m N of Ø). 0-20. 15m bag: sherds

✓ 96G/81

100-30-107

Same area. 40-60 cms lgs (SWC).  
sherds, molded rock - 15m bag

✓ 96G/82. 1 x 1.50m (2.50-3.50m E of Ø  
+ 4-5.50m S of Ø). 0-20 cms (SWC)  
1<sup>st</sup> bag - sherds

✓ 96G/83 1 x .60m (2.50-3.50m E of Ø &  
4.90-5.50m S of Ø). 20-50 cms lgs (SWC)  
1 bag: sherds, obsid, layique.

✓ 96G/84 Same area as lot 96G/76. 20-40  
cms lgs (SWC). 5m bag: obsid, sherds

✓ 96G/85 1 x 1m (3.50-4.50m E of Ø  
+ 5-5.50m S of Ø). 0-30 lgs.

✓ 96I/04  
~~96I/03~~

p90-30-108

Same area as lot 96 E/99. 25-55 cms  
bgs (SWC). 1 bag: sherds, laynezque  
small laynezque led next semicircular  
rock structure.

✓ 96I/05  
~~96I/04~~

1X. 30m (9.70-10m N of Ø & 5-6  
m E of Ø). 40-60 cms bgs (SWC).  
1 sm bag: sherds

✓ 96I/06

.70 X .50 m (9-9.70m N of Ø & 5.50-6  
m E of Ø). 40-60 cms bgs.  
sherds, laynezque: 1 sm bag.

✓ 96I/07

1X1 m (8-9m N of Ø & 4-5m E  
of Ø). 0-25 cms bgs (SWC)  
1 sm bag: obsid, sherds

✓ 96I/08

1X1 m (8-9m N of Ø & 3-4m E of  
Ø). 0-20 cms bgs (SWC) ~~1 sm bag: sherds~~  
~~laynezque~~ 1 sm bag: sherds, laynezque

✓ 96I/09

1X1 m (9-10m N of Ø & 4-5m E  
of Ø). 0-25 cms bgs (SWC).  
1 bag: sherds, obsid, laynezque

✓ 96I/10

Same area. 25-50 cms (SWC);  
obsid, sherds, laynezque - 1 bag.

✓ 96I/11

1X1 m (9-10m N of Ø & 3-4m E  
of Ø) 0-25 cms bgs (SWC)  
1 bag: sherds

✓96A/95

1 x .50m (1-2 m E of ~~Ø~~ +  
4.50-5 m N of ~~Ø~~), 20-40 cms  
bgs (NVC) sheds



P96-30-170

96 I/12

Same area. 20-40 cms lgs (SWC)  
shed up but black & crusty on one side  
for mane (NO WASH).  
sheds - 1 bag.

96

96 I/13

Same area. 40-60 cms lgs (SWC)  
sheds, shed, broken mane, hyaline