

2002

PVC-043-Schlechter-Field Notes-2002

Aaron Schlechter
Kenyon College

Follow this and additional works at: <https://digital.kenyon.edu/honduras>



Part of the Archaeological Anthropology Commons

Recommended Citation

Schlechter, Aaron, "PVC-043-Schlechter-Field Notes-2002" (2002). *Four Valleys Archive*. Paper 29011.
<https://digital.kenyon.edu/honduras/29011>

This Field Notes is brought to you for free and open access by the Anthropology at Digital Kenyon: Research, Scholarship, and Creative Exchange. It has been accepted for inclusion in Four Valleys Archive by an authorized administrator of Digital Kenyon: Research, Scholarship, and Creative Exchange. For more information, please contact noltj@kenyon.edu.

5 Feb 2002 Aaron Schechter

POZ'-43-2

Continuation
of Pgo. 1

OP 18/Subop A /Lot 003: 20-30 cm
Southern area of unit one in this it yielded
a lot of pottery sherds, some with lined
markings. NE corner ~~also~~ yields what appears
to be an incensario handle, broken in
removal into two pieces. This lot is very
dense with artifacts, mainly pottery some of which
is painted. Top of large white cobble is becoming
apparent in SW corner. Eastern side yields
a lot of pottery w/ red paint, perhaps a broken
pot? Bajnogue pieces are also apparent throughout
the Lot. Figurine pieces are being yielded in southern
portions, and part of an incensario lid was found.
Southern side has what resembles a wall, which
I will explore further as we continue to dig. Shaped
piece of limestone found in Eastern area of unit.
Will continue arbitrary stratigraphy, except in areas with
possible wall.

OP 18/Subop A /Lot 004

30-40 cm

Southern area of unit may well be a wall, yet
we may be inside of it. Soil seems to have
lots of small rocks in it at this depth, yet
pottery is fruitful, only the North 3/5ths of
the unit is being dug due to the wall in the
South. Lot was discontinued due to end of
working day and restarted 6 Feb 2002.
Trying to discern if my Southern "wall" is a
wall right now, workers are clearing it up

6 Feb 2002 Aaron Schleuter

POZ'-43-3

OP 18/Subop A/Lot 004

1D → This is my second day in the field and my workers are getting down to business. It's sunny today and I'm already torched from yesterday yet today I included sunscreen into my regiment, I look like a greased rat. I'm going to try to discern the extent of my southernmost wall, and continue on lot 4. As it still isn't apparent if this southernmost structure is indeed a wall I will continue downward via arbitrary stratigraphy to the 40-50 cm level.

OP 18/Subop A/Lot 005

(40-~~45~~ 45 cm)

Rocky ground but it certainly does not look as though it will be sterile any time soon. Shells and chert continue to pop forth. This will be the last lot in this unit for now, and I'm going to pull out the smaller rocks in my wall-like structure on the advice of Ed and Bryan. This lot yields a possible shaped-stone tool as in lot 003 will ask Pat or Ed when they come by. Some 30-40 cm material from South will be in this lot due to removal of parts of what I thought was a wall, ~~as others are going to move into the next lot~~ ~~one~~ ~~this is sterile ground~~

6 Feb 2002 Aaron Schlechter

POZ'-43-4

continued

OP 18 / Subop A / Lot 005

Finding a lot of beautiful red painted pottery in the north side and a possible ~~of~~ hand grinding stone in the south east corner. Bajareque fragments are once again quite prevalent. Ground is quite rocky no definitive gradation is visible will remain "wall" as unit 6 it extends between ~~29~~ 29-50 cm and takes up approximately the southernmost ~~1/5~~ 1/5 of the unit.

OP 18 / Subop A / Lot 006

This lot comprises the southernmost 1/5 of the unit that I theorized was a wall earlier, its depth varies between 29 and 50 cm. This seems to be yielding very little compared to the rest of the ~~unit~~ in terms of both pottery and lithics, no Bajareque was found, yet at the very southern edge of the unit there are traces of a wall seem to be becoming apparent. I will move on to the south forming unit 2 which will be just south of unit 1, the Northernmost unit in IBA structure 94.

OP 18 / Subop A / Lot 007

In cleaning up my northwest corner of unit 1 at 25 cm BGS a Stone Metate leg was recovered and labeled lot 007 all else was discarded.

7 Feb 2002 Adron Schlechter


POZ'-43-5

I am feeling great today and am excited to be back in the field. It's cool down and the ground is moist, but from the looks of the sky it's gonna be a scorcher (which I can't spell) Starting Unit 2 today which is south of unit one the northernmost unit in 18A and will go down 20cm below ground surface for the first lot in unit 2 lot 8.

DP 18 / Subop A / Lot 008

Unit 2 the unit directly south of unit 1, the Northernmost unit in 18A, 0-20 cm.

The first ten centimeters of this lot are yielding quite a few good-sized cobbles, which I feel are no more than tumble, as a cross-section reveals top soil to comprise the first 20 cm of this area. A few very small fragmented pottery sherds are showing up, but very little else as of yet as was expected at this level. On advice of professor verification that rocks were tumble and we are removing them down to 20 cm. One very interesting handle lid 5cm x 4cm was found in NE corner of this unit and bagged. Cut stone block in form of tumble was removed.



from center of unit at depth of 16cm (top) angle and placement indicates it is tumble dimensions are 26 cm x 38 cm x 8.5 cm, uncut side faces top. Still no change in soil evident. Will continue using arbitrary stratigraphy

7 Feb 2002 Aaron Schlechter


POZ'-43-6

OP 18 / Subop A / Lot 009
20-26 cm

This lot which was under tumble yielded very little save more rocks which may or not comprise a wall. A dried 30cm x 30cm can well be removed from the NW corner of this unit from 26cm - 50cm BGS to test for possible walls on advice from professor, which will be treated as its own separate lot... lot 010, a piece of obsidian and badly fractured pottery + chert soil that come out of this lot.

OP 18 / Subop A / Lot 000

This lot is the ~~26cm~~ ^{37cm x 43cm} sq in the northwestern corner of unit 2 which is south of unit 1 the northernmost unit in BIA. Don Julio broke his trowel (a GoldBlr) and a piece of a mesquite about 5cm into this lot which will go from 26cm to 50cm. The bottom 12cm are very rocky and yield very little and no wall has been made apparent much to my dismay. A block 26cm ~~EW~~ ^{EW} x 67cm ~~NS~~ ^{NS} will be taken out of western side of Unit 2 and added to same lot, this will also extend from 26-50cm BGS.



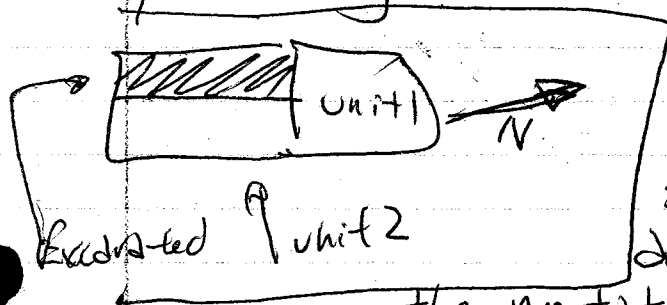
Unit 2 ↑ This block yields nothing save last pottery sherds and a very small and worn

7 Feb 2002 Aaron Schlechter

POZ'-43-7

OP18/Sobop A/Lot 010 (continued.)

The aforementioned excavation procedure yielded nothing save unrelated rocks and pottery shards, hence I will be removing approximately half the dirt down to 50 cm BGS from 26 cm BGS as one last precaution, paying attention to the possibility of two distinct levels of occupation.



This does not appear to be present, yet at 35 cm BGS in the far SW corner a small mono was found, and will be bagged with the upstate. No wall was present

So the other half will be removed from 26 cm BGS to 50 cm BGS (the Eastern Half) and treated as lot 11

March 3

8 Feb 2002 Aaron Schuchter

P02'-43-8

After spending several hours last night translating how to ask more about the location with "piedras de cobre" I came into the field, I'm tired, and making SS sandwiches without power has taken its toll. Don Julio tells me copper lies both to the SW + NE 5km + 3km away respectively, he will bring me there. It's cloudy now but it will burn off, and it looks like a good day to be my first full one.

OP 18 / Subop A / Lot 11

This lot concerns the Eastern 57 cm of unit 2 from 26 cm BGS to 50 cm BGS. Unit 2 is south of unit 1, the Northernmost unit is 18A, looks to be fill, and is only yielding small pieces of pottery. Consistency of dirt + rock seems to be pretty constant. Hopefully any structure will be made apparent in cross-section. I am told too many artifacts are present to be sure this is fill, but as there are so many small rocks it doesn't seem to be tumbled. I'm planning on clearing off all dirt from surface rocks in the next unit (3) and seeing if any structures become apparent.

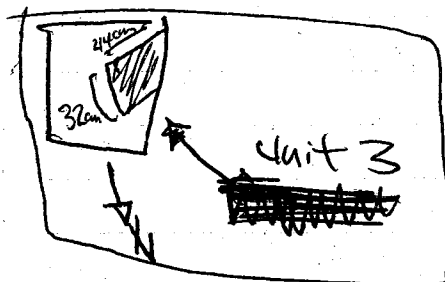
OP 18 / Subop A / Lot 12

This lot is the first in unit 3, 2 units south of unit 1, the Northernmost unit in 18A. A cut stone block is apparent here 5 cm BGS in the center of the western side.

9 Feb 2002 Aaron Schuchter

POZ'-43-9

Col Block was removed and measures 32 x 44 x 10
it 10g flt



Just to the south of where this block was removed
20 cm BGS & Metate on its side seems to
be becoming apparent. indeed this is the case and a
mono seems to be sitting on top of it thus
I will move into unit 4 and remove the 50 Northmost
cm so as to be able to remove the mono and the
metate and allow them to be photographed
if need be. Work will be done fast so
they can be removed by 3 so they are
not stolen... we have 1 1/2 hours left.
I've got to get a photo. Bajnaga found
Scrub to south at same level as mono &
metate. I took 3 digital pictures

metate



mono
Location
of cut
stone
cm

Mono is 5 cm in diameter, 12
cm long, metate is 30 cm x
27 cm x 4 cm and has no legs

11 Feb 2002 Aaron Schlechter

Poz'-43-10

~~OP 18 / Subop A / Lot 13~~

Cloudy day, but I was lucky enough to get some copper brought to me today from the Cucullis Mountains, hopefully it will do some good, I'm rested up + my head is shaved but I forgot my hat so hopefully I won't burn.

OP 18 / Subop A / Lot 13

Unit 3 20 cm - 30 cm BGS measured from NW corner. Unit 3 is 2 units south of Unit 1 the Northernmost unit in 18A, a Mono and Mesquite was found here yesterday. 40 cm South of the northernmost portion of unit 3 a possible wall is becoming apparent at 25 cm BGS, will present in front of it will be removed to the 50 cm level to test to see if this is indeed a wall. Half of Stone Mono is found while checking for wall in center of unit 20 cm South of Northernmost point at 35 cm BGS. A full small Mono is found in NW corner at 40 cm BGS. Lower structure at 40 cm South is determined not to be a wall, unit closed.

OP 18 / Subop A / Lot 14


The Eastern side of unit 3 from 30 cm BGS down will be left intact, the Western 50 cm will be removed to 50 cm BGS to check for possible walls. Walls are found - Hidden, Ishmael, Tiny Tim, Finno See Drawing.

m

11 Feb 2002 Aaron Schachter

POZ-43-16

Unit 3



Ismael = 45cm

BGS ~~10cm~~

Holden = 32cm

BGS

Tiny Tim = 32cm

BGS

Finn = 6cm

BGS - 70cm

BGS

OP18 / Sublot A / Lot 15.

Unit 4 3 units south of unit 1 the northernmost unit in BA, Finn is present on northernmost extremity, dirt is cleared yielding some pottery and a single piece of chert, stopped at 10 cm BGS from NW corner, and move up to unit 4 for next lot to look for structures and determine what is fill and what is tumble, probable tumble move onto unit 5 + repeat to confirm.

~~OP18 / Sublot A / Lot 15~~

12 Feb 2002 Aaron Schlechter

POZ'-43-12

It is Tuesday, I am sunburnt & a crisp,
and work on unit 5 lot 16 hereafter to be
known as the lot from hell" continues...
everything looks like a wall to me and
nothing is... perhaps I'm losing my mind...
Oh well I'll be at the same elevation Allen was
it when he hit his pretty wall soon, and it
should be smooth sailing from there.

OP 18/Sublot A / Lot 16

Unit 5, 4 units south of unit 1, the
Northernmost unit in 18A Structure 94.

0-30 cm BGS (from NW corner) no apparent
walls yet, but ample pottery fragments, and
some chert and obsidian, this lot yields a
possible wall at the southernmost end of unit 5
Lot 16 will be dedicated to digging down more within
this unit to check to see if this is indeed a
wall, this should be fill.

OP 18/Sublot A / Lot 17

Unit 5, 4 units south of unit 1, the Northernmost
unit in 18A Structure 94, 30 cm - 55 cm BGS
(from NW corner) Probable fill. South side
yields what is most certainly a wall 30 cm in
front of this wall which I will call Rabbit
at 50 cm BGS two carbon samples were
found. Ed doesn't seem to think I was right in
thinking it was a wall, which is a bummer. So I'll
clear the dirt off of unit 6 & keep going.

12 Feb 2002 Florian Schlechter

POZ'-43-13

OP 18 / Sublot A / Lot 18

Unit 6 + 7 ~~XXXXXX~~ 5 and 6 units
South respectively of unit 1 the Northernmost
unit in 18A, cleaned surface dirt and sand/
rocks of of these units yielding some pottery
sherds, obsidian, chert and possible copper
(which is included w/ pottery sherds. As no
structures were apparent at 5m BGS.

~~Moved back and forth in structure
for 18A in search of~~

OP 18 / Sublot A / Lot 19

Northernmost 20 cm of Unit 6 5 units
South of Unit 1 the Northernmost unit in
18A taken down from 5m BGS to ^{cm}
BGS, figurine fragment is found at 15 cm BGS
in NE corner, Adams (49) 18D 030 containing
fragment legs of some paste which seems to
be Key with mine. Will continue in search of
wall

13 Feb 2002 Aaron Schlechter

POZ'-43-14

As a cloudy day (at least this early in the morning) I woke up late and had to haul myself out of bed to kill the spider described to me as a "space alien" that was on the wall in Jordan and Allison's room. Then I jumped the locked fence to enjoy a breakfast consisting of a cracker, I forgot my hat and am wearing Liesel's Bandanna to save my recently shaved scalp from the sun. This new carbon paper is nice.

OP 18 / Subop A / Lot 20

Unit 6 has been cleaned in the Northernmost 20cm down to approximately 50cm. No wall seems to be evidenced but it seems as though a one is close... Bbbit was removed yesterday so what I was sure was a wall... wasn't a wall. All topsoil has been cleaned off of units 5+7, 5+6 units South respectively of unit 1, the Northernmost unit is 18A. Now Unit 6 will be taken down at the same level (50cm BGS) back to another possible wall, thus cleaning the Northernmost 80cm of this unit. This is fill and unbelievably rocky w/ topsoil and roots mixed in. Obsidian, chert + shreds were found although nothing notable and it seems everything may be fill and there is no wall to approach. Probable Copper as well.

OP 18 / Subop A / Lot 21

Moving back to unit 5, we will dig through fill from 50cm BGS to approach possible wall, little is yielded so we continue to move into unit 6 through possible fill.

13 Feb 2002 Adrian Sauter

P02'-43-15

(continued)

OPIB/Subop A/Lot 20

This excavation continues through unit 6, searching for cultural artifacts as very little in the way of sherds, obsidian, or chert is being found amidst the tons of rocks that comprise the probable fill. At 60 cm BGS ~~at the south~~ (from NW corner of unit 6) deep within the fill a large carbon sample was found and bagged. It was found in the Southern portion of Unit 6, just below it lies a line of white limestone rocks which as of yet baffles me, these rocks are flaky + pretty far into the decomposition process, seems to be other rocks supporting them at a depth of 75 cm BGS, lot is finished here and bagged.

14 Feb 2002 Aaron Schlechter

P02-43-16

This will be my last day in the field this week as we are going to Copan tomorrow which should be great. Yesterday amounted to digging through tons of fill, which was mind-numbing, but I managed to kill time by building a rock wall that now encloses my fill dirt. As of yet I'm beginning to pull the ~~fill dirt~~ topsoil off of unit 8, which is yielding surprisingly few stones, but did bestow me with one beautiful piece of pottery.

OP18/Sublot A/Lot 22

Removed topsoil from unit 8, 7 units south of unit 1, Northernmost unit in 18A Structure 94, surprisingly few rocks, got down 20 cm BGS + found a beautifully inscribed sherd 5 cm down as well as some very nice obsidian blades (no green obsidian, possible wall is coming into view in the southernmost ^{10 cm} of this unit, I will dig on its northside to confirm whether or not it is indeed a wall.

OP18/Sublot A/Lot 22A

Unit 8, 7 units south of unit 1, the Northernmost unit in 18A 20-40 cm BGS. I expected this 20 cm to be fill as the last several units had been, yet rocks became apparent in the shape of a line on both the North + South side. Part of a figurine head was found on SW corner at depth of 210 cm, will explore further to verify walls.

19 Feb 2002 Aaron Schlechter

P02'-43-17

After taking a crap the consistency of keeping
for the majority of my day yesterday I am
happy to be out in the field this fine foggy
Tuesday, although my intuition tells me we
will soon be swamped with rain. My
workers seem happy to have me back, and found
Carbon + Copper in the NW corner immediately at
41 cm BGS today which I have bagged will
start lot ~~20~~ 23 today

OP 18 Sublot A / Lot ~~20~~ ~~21~~ 23

This lot is in unit 8 7 units South of Unit 1 the
Northernmost unit in 18A. It will go from 40 cm BGS
to 50 cm BGS. At 40 cm BGS Carbon and copper
were found in NW corner within depth 40-44 cm
BGS more rocks containing copper + carbon samples
were found and bagged all against the
Northern wall in unit 8 which I will henceforth
call Ulysses... Definitely the best wall I've found
so far. Swede lies across from it approximately
60 cm to the South Copper is found all
the way across Ulysses at depths ranging
from 41 cm BGS to 43 cm BGS there
have been bagged in addition to Carbon
found on top of the copper, cerameres,
obsidian + chert while present aren't worth
mentioning. A third wall which I will henceforth
call Extends the full of the far Eastern side
of Unit 8, interdigitating with Ulysses, but
not w/ Swede, stopped at 44 cm BGS due
to possible floor.

19 Feb 2002 Aaron Schoeninger

POZ-43-18

OP 18/Subop 1A/Lot ~~22~~ ~~23~~ 24

0-20 cm BGS unit 9, 8 units south of unit 1 the ~~northernmost~~ northernmost unit in 18A. The northernmost side of this unit is comprised of Suede, of which my next lot will go back to ~~unit 8~~ unit 8 to explore further. Found in the center of this unit near the bottom of this lot (18-20 cm BGS) were both part of a black obsidian biface and copper, while chert + ceramics were present nothing out of the ordinary. The presence of copper here, and in such large quantities when compared to the rest of the site is curious, and hopefully more of it will be near and shed some light on this.

↑ bootscraper

20 Feb 2002 Aaron Schleuter

Poz-43-19

Walking home yesterday I stumbled upon my workers cutting down a gigantic termite nest filled with honey... after carrying it through town on my back I had a nice cold. Teem and I lost miserably at spades to Brad and Kashed, today I'm going to start by excavating the bottom of Swede, and then finish up my last unit and a half... hopefully. It will be hot.

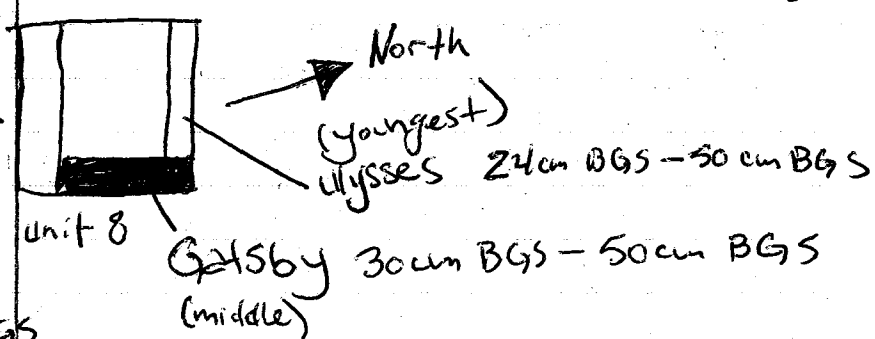
OP 18 / Sublot 1 / Lot 25

~~OP 18 / Sublot 1 / Lot 25~~

Lot 25

55 cm BGS - Bottom of Swede, in Southern part of unit 8, 7 units south of unit 1 the Northernmost unit in 18 A, Swedes bottom is found at 46 cm, some sherds, obsidian + chert are found as well as little pieces of Bijereque, nothing remarkable.

(coldest)
Swede
100 cm BGS
(from
NW
corner)
to
55 cm BGS



OP 18 / Sublot 1 / Lot 26

OP 18 / Sublot 1 / Lot 26

This lot comprises 40 cm of 2 meter south of unit 9, 8 units south of unit 1, the Northernmost unit in 18 A, I will clear down to 20 cm, and big as lot - obsidian, chert, sherds present, as well as animal bone I don't think is ancient.

26
Not
Continued

20 Feb 2002 Aaron Schlechter

POZ'-43-20

No Apparent structure was evidenced so units 10, 9 + 8 9, 8 + 7 units south of unit 1 the Northernmost unit in 18 A were cleared to 40 cm BGS (from NW corner) to find what supposed as floor, this is only done in western 50 cm of these units in order to try to find structure evidenced in excavator 249's trench, it is treated as one lot as it is fill and yields little, although painted pottery and incensario pieces in addition to chert and flint are found. ~~50 cm North~~ 50 cm North of the southern side of unit 9 at a depth of 40 cm a metate fragment was found, due to its size a documentary picture was taken. A wall may be showing up on the eastern side hard to tell when my lots cross so little of the possible structure, will be closing 18A and starting 18L Tomorrow which will start with unit 7 and run west to follow Suede and Ulysses.

21 Feb 2002 Aaron Schlechter

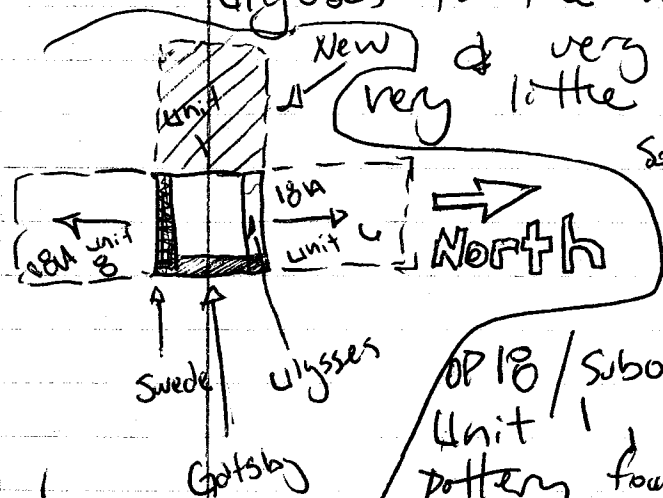
POZ-43-21

Well, 21, 21 top of page yez? Going to start 18J today, should be cool shit as copper was apparent along what will be its Eastern pro trenchy, just gonna clean up lot 26 first. It should be hot and sunny today and I am sleepy and needeth to stop writing like this. (And to finish those stupid lot cards.)

OP
↳ 18J ← Subop
↳ Lot 001

This lot will begin on the western edge of unit 7 ~~in~~ ^{South} 18A, unit 7 lies 6 units to the ~~North~~ of unit 1, the northernmost unit in 18A, it will follow Swede and Ulysses to the west. 0-10 cm BGS yields

very strange little rock probably of very little significance as well as some sherds, obsidian and chert.



OP 18 / Subop 1 / Lot 002
Unit 1, 10-30 cm BGS, Eched pottery found at 10 cm BGS, may be from same as found several days ago. At 15 cm BGS Green obsidian blade found Ulysses & Swede becoming apparent. Seems to be tumble here, quite a bit of rock so.

21 Feb 2002 Aaron Schlechter

702'-43-22

~~OP 18 / Sibop L / Lot 003~~

OP 18 / Sibop L / Lot 003

30-50cm BGS unit 1, west of 18A unit 7 which lies 6 units south of unit 1, the Northernmost unit in 18A, Here I traced Swede + Ulysses which seem to be converging slowly. A large incenseburn fragment was pulled out along with lots of other unimpressive ceramics, obsidian and chert and possible copper along with bijouque. Copper came near Ulysses' floor which was expected after the 1st unit. Both walls are really pretty damn nice, and / may be beginning to expose a new wall on the western edge of this unit.


22 Feb 2002 Aaron Schlechter

P02'-43-23

It is Friday and tomorrow I think we'll be going to the ~~Diamond~~ plantation. The sun beat down yesterday harder than I ever knew it could. I really like being out at the site though, and am trying to decide whether to stay here, go to Los Canos or do my own thing when the time comes to go. ~~to go~~ I'd like to hunt down all the nearby copper sources and look for marks nearby or signs of mining and put in a few test pits.

OP 18/Subop L/Lot 004

This lot will concern the floor between Swede and ~~Ulysses~~ Ulysses in unit 1 (50-55 cm Bgs) I'm pulling out everything around the stones looking for copper as I expected to find some here since it was present in the adjacent unit (Unit 18A7) perovskite, chert and pottery fragments are present. In addition the floor of unit one was checked yielding a second and bigger wall under Ulysses. This lot takes us to a depth of 70 cm.



dimensions are 50 cm x 140 cm, new wall in front of Ulysses will be called Gadsby, opposite Gadsby will be Crusoe, at 60 cm carbon is yielded as well as the bottom of a figurine & some beautiful late-classic painted pottery. Obsidian + chert + basaltic also found.

22 Feb 2002 Avron Schlechter 702'-43-24)

OP 18 / Sloop L / Lot ~~000~~ 005

This lot concerns the 50cm x 140 cm 70-90cm BGS dred between Gudwin + Swede & Gatsby and Crusoe from a depth of 70cm. At 75cm BGS next to Crusoe (West side) ~~bone~~ bone is found, just below it a piece of imported polychrome and a piece of quartz that looks like it was drilled. An amazing amount of material is coming out of the trench now, particularly at the base of Gatsby between 70-80cm BGS, basically all this consists of is tons of pottery much painted or inscribed. Stop lot at 90 cm and begin new one. Tons of late-classic material. This

~~OP 18 / Sublot L / Lot 005~~ Cache of artifacts is below Swede, which ends at approximately 55 cm BGS, Gatsby + Gudwin continue. 70-90 cm... Lot 006

OP 18 / Sublot L / Lot 006

Tons more beautiful stuff... 90-100 cm BGS, snails mixed along w/ polychrome + other beautiful pots, also beneath Swede and just south of Gudwin, west of Gatsby, East of Crusoe, would be North of Swede if it were not below it. Snails are present here as well as a metate leg, and all is intermixed, one-on-top of the other as though in a midden

Brown-19
Brow-19
Gredle
Gredle

22 Feb 2002 Aaron Schlechter

P02'-43-25

DP 18 / Sublot L / Lot 007

Just below lot 006 South of Gwadin
West of Gd tsby, East of Crusoe
50cm x 160cm 100cm BGS - 110cm BGS
tons of sherds and a single piece of
flint. I'm not going down any further for
fear of one of my workers dying down there.
All in all a pretty amazing day, I am glad
to be done + get everything back to the
lab where I now sit. That is some beautiful
stuff.

25-Feb-2002 Aaron Schlechter

Poz'-43-26

Monday of my last week digging at El Coyote... pretty morning, but will be (surprise) hot... really excited by great finds on Frick's well copper project... talked to Antonio today, he will bring me to the sites.

18L/008

this is in unit 002 of 18L which is 2 units west of 18A/007 6 units south of unit 1, the northernmost unit in 18A. 18L follows

Gwain, I cleared top soil & found possible wall in ~~south~~ northern half, cleared southern half to 60 cm BGS... this was all probable tumble, very few artifacts yielded, 1st since perlite, chert and pot sherds.

18L/009

Moved back to area between Gwain, Sweche, Crusoe & Gatsby in unit 18A/007, went down in the same pottery cache from 110 cm BGS to 140 cm BGS to find the bottom of Gatsby Gwain and Crusoe (135 cm BGS), tons more nice pottery as well as 6 shells and ~~some~~ some chert and obsidian and at a depth of 135 cm BGS ~~chert~~ carbon is found alongside Gwain, very small, unbaggageable.

26-Feb-2002

Aaron Schleuter

PO2-43-27

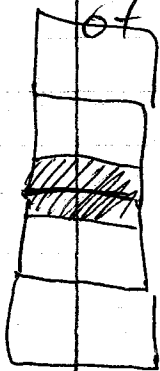
After a more or less boring day yesterday I am ready for another today. I wasn't freezing when I awoke today so it will probably be hot as hell. Nick cut himself with his machete multiple times yesterday and Maria sprained her ankle today... we are dropping like flies... but soon my project should start and that should be great.

BR/001

Unit 1, I quit to the east of unit 18A/007 which has 6 units to the south of unit 1, the northernmost unit in 18A. Gotolay is very apparent. As well as another possible vein running east-west that is just north of Sweden, along with ceramics, obsidian + chert possible copper ore is found at 5 cm BGS. Bipyrite is also present, but only in small amounts. 0-30 cm BGS also ~~also~~ and 1 unit east of 18A/008 at 0-30 cm BGS.

BS/001

This lot will concern ~~the lot~~ 2 block 100 cm (ExW) by 150 cm (N/S) it lies just south of Sweden and just west of units 18A/008 + 18A/009 and is being excavated for construction + rapidly as most of what is being removed is rubble and fill, ceramics, Obsidian + chert found, nothing mentionable.



28-Feb-2002 Apron Schlechter

P02'-43-28

It is a miserable day outside — muddy, standing water in the bottom of my trench and my workers seem to look longingly at the trenches they have dug wishing they were lucky enough ~~to~~ to be dead and using them as their grave. I'm just finishing up the top of our friend structure ~~at~~ right now which pot has nicknamed "the maze". Yesterday revealed a wall running North-South from the western edge of ~~the maze~~ which ~~will have clay~~ ^{possible} Swede

18R/002

2 units East of 18A/008 + 18A/007
0-30 cm BGS ~~the~~ put down in order to pick up Allium in Monica's trench (18B)
Chert, obsidian + Shards are found but nothing mentionable, Monica's wall is there, composed of large cobbles running North/South, I will call it ~~Monica's~~ Allium.

18S/002

This lot will contain a block 100 cm (L x W) by 150 cm (N x S) just south of Swede + just west of units 18A/008 + 18A/009 a wall is found running N x S at far west end of Swede which I shall call ~~the~~. It's pretty deteriorated + backed by fill, very few artifacts yielded, here is 0-20 cm BGS.

Sullivan

28-Feb-2002 Aaron Sauter PO2'-43-29

New Subop opened at summit of building 94, Name - 18W this will follow walls crystalline and gutted in 18C to the west.

18W/001

West of 18C's gutted + crystalline.

0-30 cm BCF₂ finds here

include another possible wall. 30 cm ~~west~~ west

PO2-43-31

of the easternmost part of this unit (see diagram) shards, a good bit of lithics both eastern and central. Will continue down to

better view ~~possible wall~~

if it exists I will dub "Rabbit 2" in memory of that little wall rabbit I worked so hard to preserve before ~~PO2~~ PO2 and Ed explained to me it wasn't a wall... well I think this one is... we shall see, we shall see. Anyway tomorrow will be the last day in my week which I will be spending digging the whole of my trench I believe... so until then,

~~March~~ 1-March-2002 Aaron Schlechter

02-43-30

It is Friday, the last day in the week before spring break (which I am ready for as spending time in a group is driving me out of my mind). I tried to call some friends at Kenyon yesterday... in vain... couldn't reach any of them to save my life, kinda put me in bad spirits I guess, but I'm doing better today, tomorrow I'll leave for Roston (which I've just realized I can't spell... shit.) Anyway not too much interesting stuff should be going on in my dred in terms of excavation today, Subop R will be getting all the dirt cleared off of it on Ed's advice so we can figure out what to pull and what to leave... I can't even look at that area without getting dizzy anymore... it's confusing as hell... and as for Subop W Rabbit 2 which is a wall running North-South between Gutks and Crystalline seems to be a wall indeed, suggesting I'm not nuts. A lot of drawing will be taking place today, I'm gonna map all I can in my fence to try to give readers a better idea of where everything is.

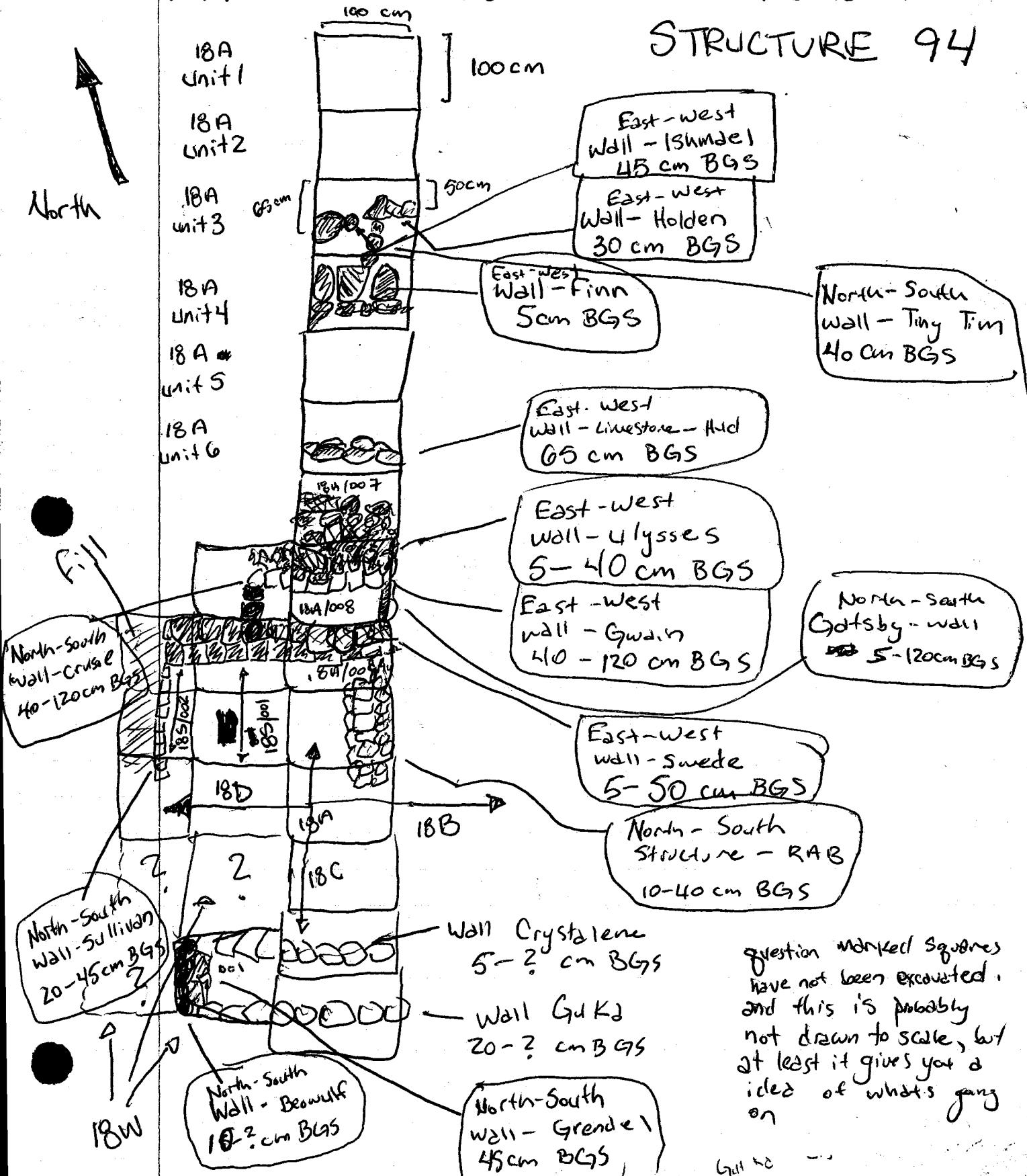
18W/002

30-60 cm BGS in unit 1 which lies just west of Freewater #36's trench (18C) ~~base~~ containing walls Gutks and Crystalline. 30 cm to the west of the ~~easternmost~~ ~~westernmost~~ part of this unit in 18C I am uncovering a wall which I will call ~~Beauvilk~~ Beauvilk. ceramics, chert, obsidian... nothing unordinary.

PO2-43-31

PO2-43-31

STRUCTURE 94



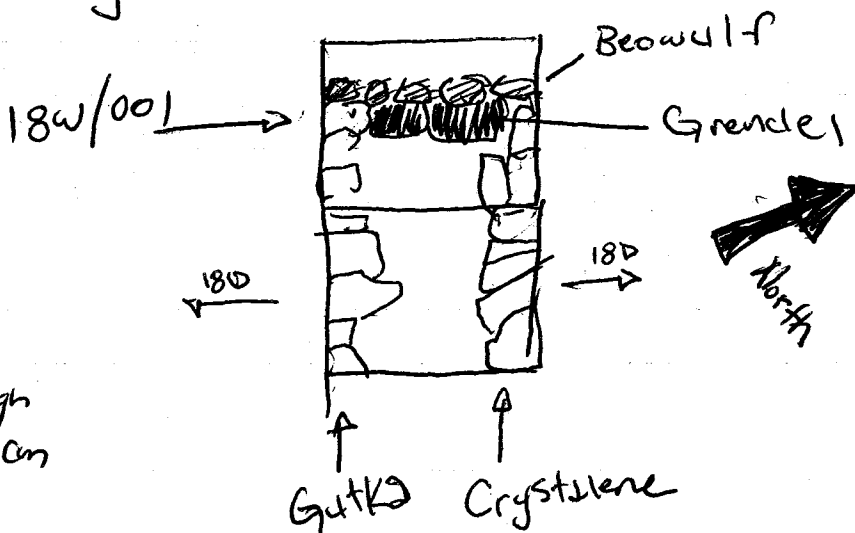
1-March-2002 Aaron Schlechter

P02-43-32

18W/002 (continued)

This is from 30-60 cm BGS. Two walls are exposed Beowulf + Grendel, Grendel is older than Beowulf. Excavator # 36's walls Gutka and Crystallene are built on top of it, while they interdigitate with Beowulf which lies just behind it.

Beowulf goes from 10 cm BGS to 50 cm BGS (could go farther but view is blocked by Grendel which is only one cobbler high (big cobbles) at 50 cm BGS.



At 40 cm BGS on top of Grendel and just to the East of Beowulf carbon is found and bagged next to it is bone, which is also bagged.

18R/003

200 cm East of 18A/008 + ~~18A/007~~ 18A/007 (just East of 18R/002) a trench is put in 200 cm wide N/S by 150 cm E/W to check for walls. This stuff is confusing as hell and ceramics, obsidian and chert are bagged for it, but this is just exploratory to look for patterns in the exterior wall, no notable artifacts are yielded. 330 cm to the East of Gatsby (measured from front wall facing Crusoe)

1-March-2002 Aaron Schlechter

702-43-33

18R/003 (continued)

there is a wall which is very apparent, it aligns with 18B's wall Zinnid, running North-South. I was going to name it Rabbit, but after writing "Rd" my worker Rafael got really excited and asked if I was naming it after him. What's one to say? The wall's called Rafael... Just in front of it two metal pieces were found at a depth of 30cm BGS.

11-March-2002 Adron Schlechter

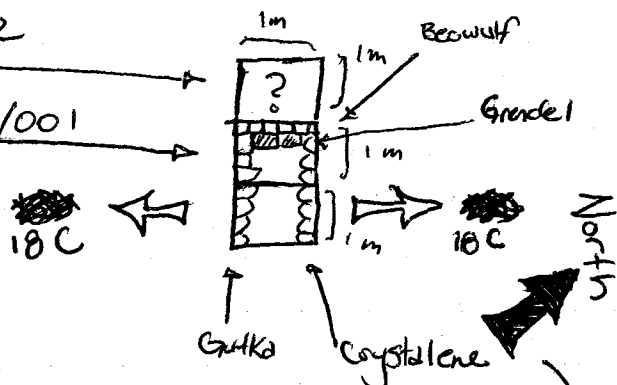
702'-43-34

18W/003

unit 18W/002

unit 18W/001

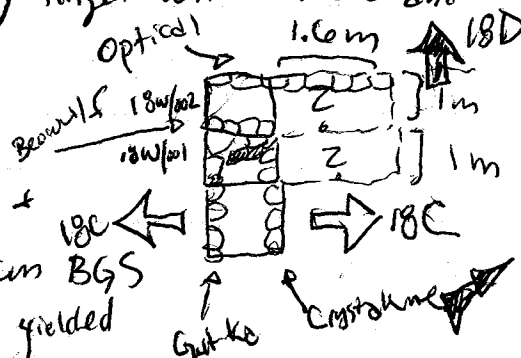
18W/002 is the unit this lot concerns which is drawn to the right to avoid confusion dig 0-30 cm BGS, finding ceramics, obsidian, chert (one large piece is green + very cool) and the back of Beowulf + another wall running parallel Beowulf, (or possible wall... I'll go down further before I name it, but I think it is the clear back end of 18D's optical).



Well the 11th of March 2002... what to say? I just got back from Rotten where I had an amazing time, and people in the compound are driving me out of my mind... I love this program, I love this work, but it seems more and more like the other students + volunteers are all too happy to turn everything into dramatic bullshit. I'm going to snap soon... and my notes confuse even me... (which is OK I guess at least it shows me how to make 'em better in the future) and 18W/003 is sketchy... I finished it, almost 10 days ago before closing it today... sloppy work... stupid of me... anyways... life goes on. I'm just sick of the bullshit. Oh, and I just realized why all my lots were fucked-up at the end of Friday... I broke my finger with a rock and went home early. This better now.

18W/004

A block to the left of 18W/001 + 18W/002 1.6m was taken down to 5cm BGS to look for possible structures, this yielded



INSIGHT INTO TODAY

Screw-up... telling, isn't it?

11-March-2002 Aaron Schlechter


702-~~443~~43-35

18W/004 (continued)

a ton of ceramics as well as what I refer to as a child's rock collection — assorted pieces of chert ranging from green to purple in large numbers. This will be put on the "cool list" as Pat + Ed asked me to. It is two bags, while obsidian was found it was in small numbers..

18R/004

An area 200 cm ExW by 100 cm NXS is cleared from 30 cm in front of Raphael to 25 cm behind 18B's Alcum to look for walls. This comprises only a removal of topsoil. And North of 18R/003 Ceramics.



Rough
Sketch of
strange new lines
showing up.

12-March-2002 Adron Scalecutter

P02-43-36

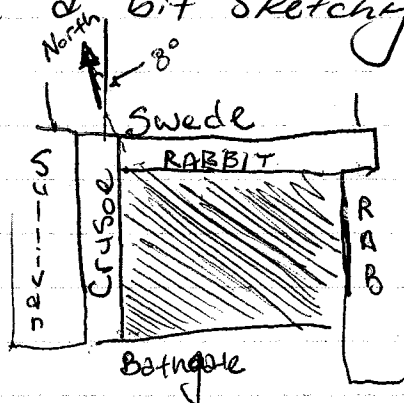
Ah... a beautiful Tuesday... I'm fried from being in the sun without sunscreen yesterday (Sun hat) and I'm finishing up the top of the structure. Student bullshit continues today, and I can only pray it will simmer down. Everyone trapped in the same compound is great in that it keeps clicks from forming, yet at the same time clicks may be a good thing ~~and~~ not being able to say a goddamn thing without everyone hearing + judging is a pain in the ass... perhaps it will teach me to keep my mouth shut... not likely. It's a relief to be out here working on the dowsy maze on top of structure 94... I think I'm getting better at this though, and although PAT + ED - one not here today I have no real worries... I'm sure I can do this... and am enjoying piecing this together... it's like a puzzle, only confusing as hell and one that takes a month to do... only if never comes with all the pieces. I will be mapping everything today, so my notes should be a bit sketchy.

10Z/001

Rabbit = 50cm BGS

Cruise = 45 cm BGS

Bathgale = 45 cm BGS



A series of walls is

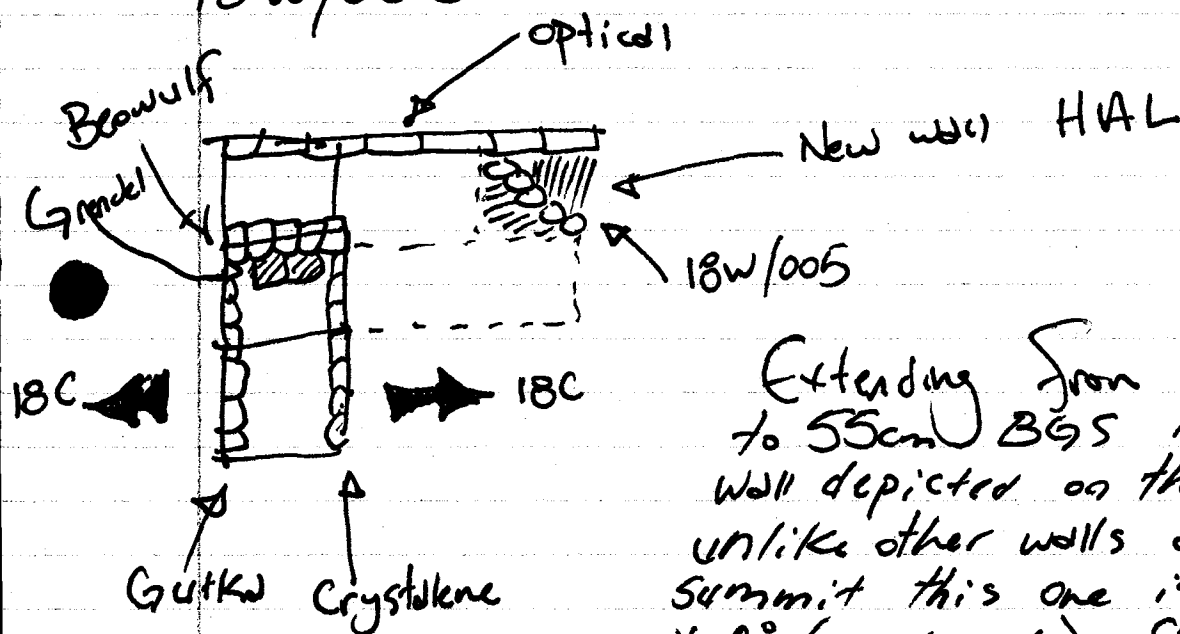
found at a depth of 50 cm BGS, Sublot 2 represents the contents inside, lots will be big since at this point we're just looking for structures, but a lot of nice ceramics... ~~46-85 cm BGS~~ 46-85 cm BGS

12-March-2002 Aaron Schlechter POZ-43-37

18Z/001 (continued)

Found here in addition to some very large ceramics with beautiful painting is obsidian, a huge incensario handle and a piece of a metate made of red volcanic stone unlike anything ~~else~~ else I've seen... It weighs basically nothing.

18W/005



Extending from 10 cm BGS to 55 cm BGS is the new wall depicted on the right, unlike other walls at the Summit this one is not dilled at 3° (or close to) off of North,

but rather diagonal when compared to other walls surrounding it... All removed to expose it comprises lot 18W/005. Found one ceramics, + obsidian + chert nothing out of the ordinary. The well is to be named HAL.

13-march-2002 Abon Schlechter

POZ-43-38

This is a beautiful morning and despite how I felt when I woke up I really feel great now... I'm finishing up the summit of structure 94 — which is more or less confusing as well but I'm getting near done, and subplot 2 continues to yield a rather amazing amount of pottery (3 ~~to~~ huge bags yesterday... more 'B' to be expected today)

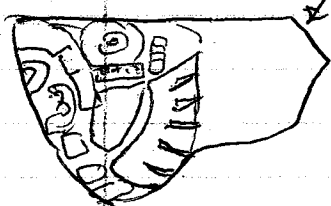

1BZ/002

85-110 cm BGS, see diagram on pg. 36 for exact location. This area continues to yield tons of pottery I believe dates to the late classic



chert, obsidian are present, but anything that appears to have been worked is only showing up in very small numbers. Note one a monkey head from an ocarina (left) a frog head pot handle?

and a piece of a pot with a beautiful stylized headdress...



There is just one hell of a lot of pottery here, I'll put it on the special list so that Pat can analyze it if they should so desire.

Note: This picture sucks...
the pot is beautiful

1BR/005

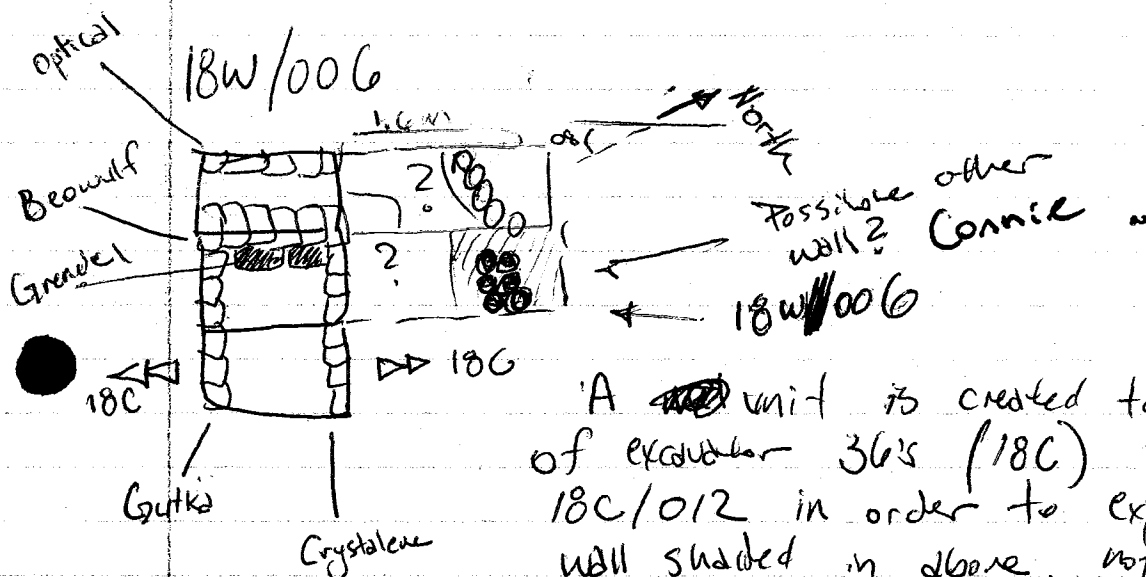
The same area cleared in 1BR/004 (see pg. 35) is cleared to 10 cm BGS to verify possible walls, none exist. Saw 1BB5 ALLIUM + RAPHAEL which ends the mystery of that part of the structure. Found here

13-March-2002 Aaron Schlechter

P02-43-39

~~18R/006~~
18R/006 (continued)

Found here are ceramics, obsidian and chert, although not in either abnormal numbers or forms, finding that only Raphael and Allium the walls here is a big relief & seems to suggest I can safely finish this structure.



A ~~new~~ unit is created to the west of excavator 36's (18C) units 18C/008 + 18C/012 in order to expose the possible wall shaded in above, nothing underlies its top-most rocks so it being a wall is rather doubtful, but Ed has given me the ok to close up my work as Beowulf does not continue to the north & what ^{composes} ~~composes~~ questionmarked spaces in the diagram above ~~is~~ is nothing but fill as far as we can see. At 15cm BGS ~~this is to~~ ~~20 cm BGS~~ (This lot went from 5-20 cm BGS just ~~in the area of the possible wall~~ to the north of possible wall a very nice chert biface is found and bagged. Aside from this all that is found is some chert + obsidians and ceramics, but nothing out of the ordinary & quality is very bad, furthering me to believe this is fill.

Aaron Schlechter 15-March-2002

P02-43-40

Structure 94 is complete, it is Friday, slightly overcast and cool, the sky ruddy as the sun starts to rise. I'm doing final notes today — as much as I'd love to avoid them I've finally come to the conclusion that just getting them done is preferable to overwhelming feelings of guilt, dizziness and stomach ulcers... and these aren't just side-effects of children's fever medication anymore. Anyway I feel awake and with-it today and don't foresee any problems in cranking these things out. So I guess as a student of scientific method I should test that hypothesis and try to do the notes, yet academia too has caught my eye with its glinting laurels hence I'm tempted to give up on everything save a philosophical discussion... I could stall all day... Shit... guess I'll work

Unit Name	Length	Width	Height	Alignment	Courses	Top measure	Bottom measure
Holder	.54m	.2m	.09m	102°	1	131cm	123cm
Ishmael	.39m	.19-.28m	.06-.1m	102°	1	137cm	128cm
Tiny Tim	.41m	.54m	.17m	82°	2	116cm	100cm
Finn	.89m	.57m	.12m	98°	1	76cm	92cm
Hud	.94m	.32m	.35m	96°	3	72cm	106cm
Ulysses	2.57m	1.04m	.43m	97°	5	21cm	63cm
Ulysses	1.34m	2 covered by Ulysses	.82m	97°	6	64cm	142cm
Swede	1.96m	.49m	.54m	97°	4	22cm	74cm
Crusoe	2.71m	.62m	.79m	8°	6	62cm	142cm
Sullivan	1.33m	.29m	.39m	8°	3	31cm	62cm
Rab	1.48m	.79m	.53m	8°	3	32cm	72cm
Gatsby	.69m	.2m	1.02m	8°	6	40cm	140cm

Aaron Schlechter 15-March-2002

PO2-43-41

Unit Name	Length	Width	Height	Alignment	Courses	Top Measure	Bottom Measure
Beowulf	1.15m	.52m	.41m	11°	5	21cm	70cm
Grendel	.67m	.31m	.13m	11°	1	54cm	66cm
Sean	.22m	1.40m	.31m	98°	2	32cm	75cm
Ben	.30m	?	.27m	8°	2	32cm	75cm
Gennie	.97m	.51m	.39m	71°	2	0cm	37cm
Hal	.86m	?	.32m	80°	3	24cm	37cm 49cm
Michael	1.06m	.15-.51m	.08m	8°	1	41cm	34cm
Sonny	1m	.32m	?	8°	1	65cm	—
Rabbit	.94m	.3m	.19m	98°	2	74cm	92cm
Ratgate	.98m	.53m	.75m	98°	6	55cm	128cm
Rafael	?	.21m	.34m	8°	3	72cm	100cm
Allium	?	?	.31m	9°	2	68cm	101cm

only top
is exposed —

Unit Name	Largest Rock	Smallest Rock	Model Size	Rock Form	Material/Kind of rock
Holden	.21m x .08m x .18m	.21m x .08m x .2m	.21m x .08m x .1m	rounded	stone cobbles
Ismael	.16m x .08m x .25m	.14m x .06m x .17m	.15m x .07m x .21m	rounded	cobbles
Tiny Tim	.13m x .04m x .27m	.09m x .21m	.20m x .05m x .17m	rounded	cobbles
Finn	.10m x .23m x .35m	.11m x .18m	.25m x .17m	Angular/rounded	cobbles
Hud	.29m x .05m x .20m	.24m x .06m x .15m	.25m x .05m x .17m	Angular/rounded	limestone/cobbles
Hlysses	.21m x .14m	.06m x .04m	.11m x .10m	rounded	Cobbles
Gwain	.25m x .16m	.12m x .06m	.17m x .09m	Angular/rounded	Cobbles
Suede	.24m x .16m x .14m	.11m x .09m	.19m x .14m	Angular/rounded	Cobbles
Crusoe	.18m x .18m	.03m x .06m	.08m x .15m	Angular/rounded	Cobbles
Sullivan	.18m x .11m	.08m x .08m	.06m x .05m	rounded	Cobbles
Rob	.19m x .13m	.08m x .07m	.08m x .11m	rounded	cobbles
Gatsby	.19m x .37m	.09m x .06m	.10m x .20m	Angular/rounded	Cobbles

Unit Name	Largest Rock	Smallest Rock	Model Size	Rock Form	Material
Beowulf				rounded	cobbles
Grendel	.13m x .23m x .24m	.13m x .15m x .24m	.13m x .18m x .24m	rounded	cobbles
Sean	.22m x .10m x .24m	.12m x .07m x .12m	.20m x .10m x .11m	rounded	cobbles
Ben	.14m x .14m 0.14m x .14m	.06m x .11m	.12m x .13m	rounded	cobbles
Connie			.12m x .16m	rounded	cobbles
Hai			.1m x .15m	rounded	cobbles
Michael			.1m x .15m	rounded	cobbles
Sonny			.8m x .13m	rounded	cobbles
Rabbit			.14m x .17m	rounded	cobbles
Bathgate			.12m x .1m	rounded	cobbles
Rafael			.12m x .12m	rounded	cobbles
Allium			.1m x .1m	rounded	cobbles

The Truth ≥! You aren't ready
for the truth!

And neither am I for that matter 'cause it's damn near impossible to make sense of this stuff. I believe as stated earlier the North side where I worked was very deteriorated in terms of outer walls due to runoff from the north. The center of the structure was however preserved and due to the vast amounts of late-classic pottery found between Gwain + Suede + Crusoe + Ulysses I believe I can certify the structure is certainly late-classic. Due to the large amounts of Monos + Metates I believe it to be residential, get very little can really be gleaned by walls from my side of the structure due to pottery and debris.